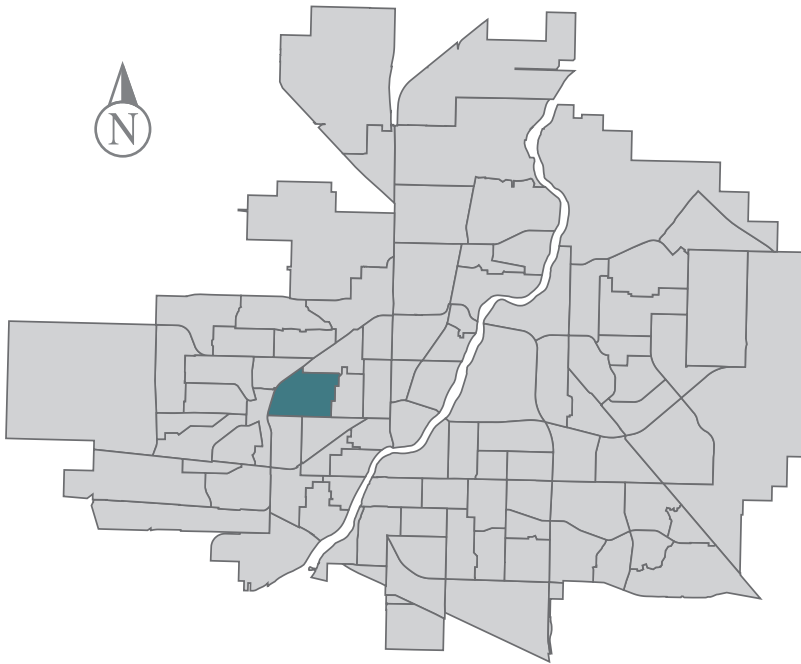


# Mount Royal

## MUNICIPAL WARD 4



Population  
5,317



## COMMUNITY QUICK FACTS



59.9%

homeownership



\$226,275

average  
sale price



\$30,540

median  
personal  
income



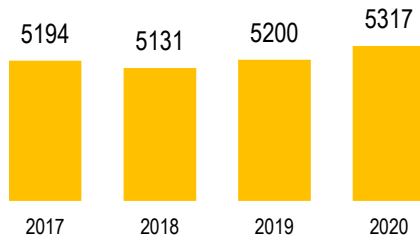
2.3

household  
size



# MOUNT ROYAL

## POPULATION



Source: eHealth Saskatchewan, 2020

## Age Group



Source: eHealth Saskatchewan, 2020

## Ethnic Diversity

	2016
* Higher number indicates greater diversity	
Mount Royal	0.73
Saskatoon	0.45

Source: 2016 Census

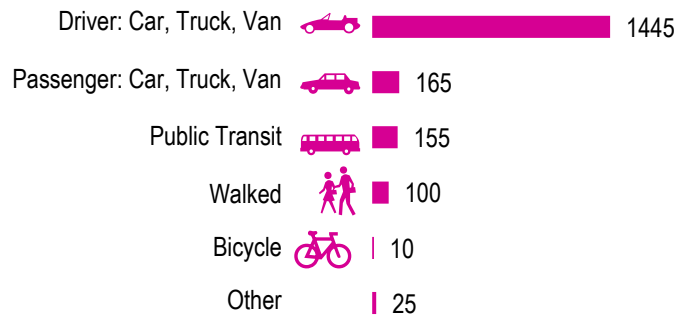
## Mother Tongue

Top Languages	2016
English	3095
Tagalog (Pilipino, Filipino)	240
Bengali	160
Ukrainian	90
Spanish	70

Source: 2016 Census

## Mode of Travel to Work

2016



Source: 2016 Census Long Form

## Registered Vehicles

	2018	2019
Total (LV & PV)	2589	2535
LV - light vehicles (commercial & private)    PV - private passenger vehicle		Source: SGI
Per Person	0.5	0.5
Saskatoon Per Person	0.7	0.6

## Education Level

	2016
No Certificate/diploma/degree	875
High school certificate or equivalent	1375
Apprentice/trades certificate/diploma	390
College/CEGEP/non-university cert./dipl.	500
University diploma or degree	515

Source: 2016 Census Long Form

## Postsecondary Enrolment

	2017	2018	2019
Saskatchewan Polytechnic	128	98	116
University of Saskatchewan	81	89	90

Source: Saskatchewan Polytechnic Administrative Office and University of Saskatchewan Registrar's Office

## Enrolment by School

	P - Saskatoon Public School	S - Greater Saskatoon Catholic Schools		
		2017	2018	2019
Howard Coad School (p)	257	290	244	
Mount Royal Collegiate (p)	874	828	841	
St. Gerard School (s)	442	446	447	
St. Maria Goretti (s)	178	176	160	
Royal West Campus (p)	392	301	386	

Source: Saskatoon Public School Division & Greater Saskatoon Catholic Schools

## Household Structure

	2016
One-family households	1020
Multiple-family households	30
Non-family households	870
Total lone-parent families	290
Total households	1920
Household size	2.3

Source: 2016 Census

## Age of Dwelling

	2016
Before 1960	47%
1961-1980	44%
1981-1990	4%
1991-2000	2%
2001-2005	1%
2006-2010	1%
2011-2016	1%

Source: 2016 Census

## Housing Affordability

2019	Median Multiple
Saskatoon	4.12
Mount Royal	2.91

Note: Median Multiple of 3.0 & under is rated as "affordable"

Source: City of Saskatoon, Assessment & Taxation and RBC Economics Research

## Housing Costs

	2016
Average Owner's Major Payments	\$1,031
Average Gross Rent	\$876

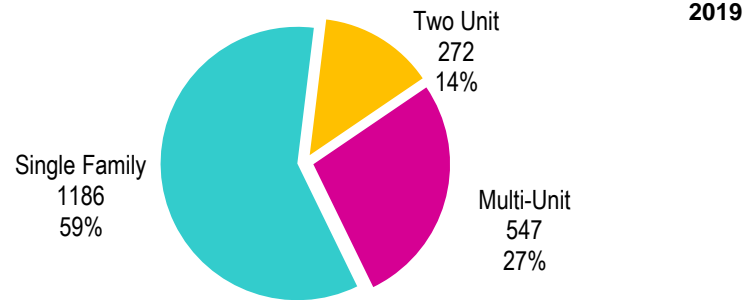
Source: 2016 Census

## Housing by Tenure

	2016
Rented	40%
Owned	60%

Source: 2016 Census

## Dwelling Unit Count



<b>Total Dwellings</b>	<b>2005</b>	
<b>Neighbourhood Area</b>	<b>198.2 hectares</b>	<b>489.7 acres</b>
<b>Dwelling Units per Area</b>	<b>10.1 per hectare</b>	<b>4.1 per acre</b>

Source: City of Saskatoon, Planning & Development

## Real Estate Sales

2019	No. of Sales	Average Price
Condo Townhouse	0	\$ -
High Rise Apt Condo	0	\$ -
Low Rise Apt Condo	0	\$ -
Semi-detached	0	\$ -
Semi-detached - two titles	0	\$ -
Single Family Dwelling	81	\$ 226,275

Source: City of Saskatoon, Assessment & Taxation

## Park Space

2020	Hectares	Acres
<b>Total Park Area</b>	11.3	27.9
<b>Population per Park Area</b>	471.1	190.7

Source: City of Saskatoon, Planning & Development

Park Type: N - Neighbourhood D - District MD - Multi-district  
SU- Special Use I - Industrial

<b>Mount Royal</b>	<b>D</b>	3.2	7.8
<b>Riversdale Kiwanis</b>	<b>SU</b>	1.9	4.8
<b>Sifton</b>	<b>N</b>	6.2	15.3

# MOUNT ROYAL

## Voter Turn-out (%)

Civic	2003	46%
Civic	2006	28%
Federal	2006	53%
Provincial	2007	70%
Federal	2008	50%
Civic	2009	28%
Federal	2011	53%
Provincial	2011	55%
Federal	2015	65%
Provincial	2016	31%
Civic	2016	23%

Source: City of Saskatoon, City Clerk's office; Province of Saskatchewan, Chief Electoral Officer; and Elections Canada

## Licensed Home-Based Businesses

	2018	2019
Saskatoon	4984	4958
Mount Royal	54	65

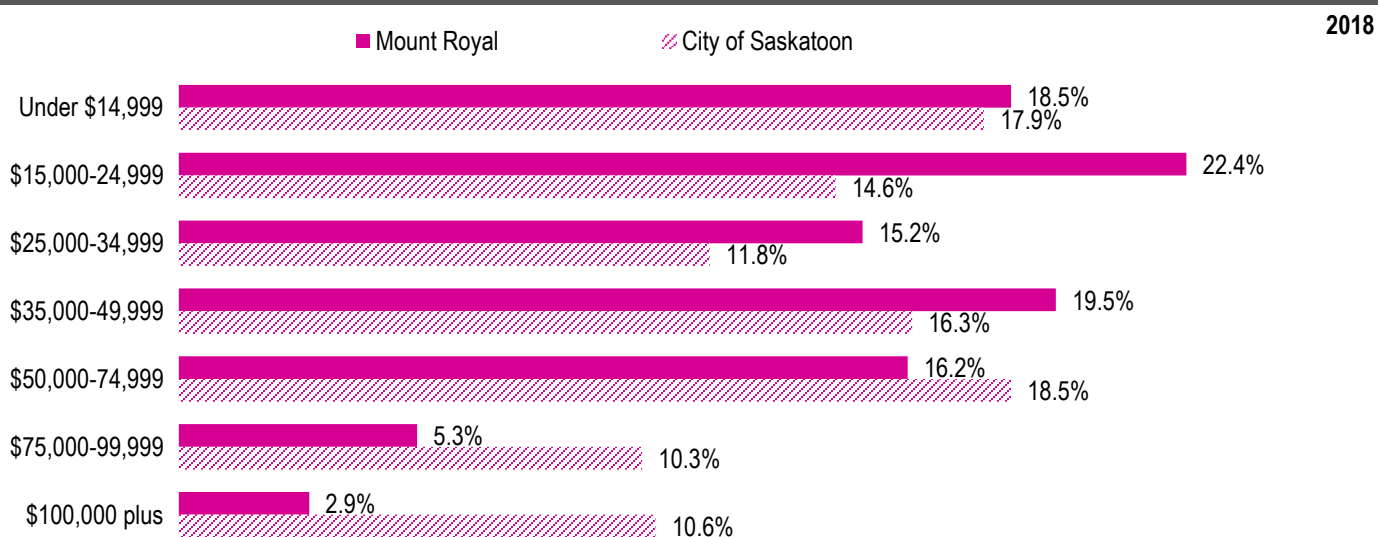
Source: City of Saskatoon, Business License Program

## Labour Force

	2018	
	Mount Royal	Saskatoon
Labour Force Participation Rate	61.2%	70.2%
Economic Dependency Ratio	34.3%	16.1%
Median Total Income (personal)	\$30,540	\$40,070
Provincial Index of Median Income (base=100)	79.10	103.80
Canadian Index of Median Income (base=100)	83.10	109.00

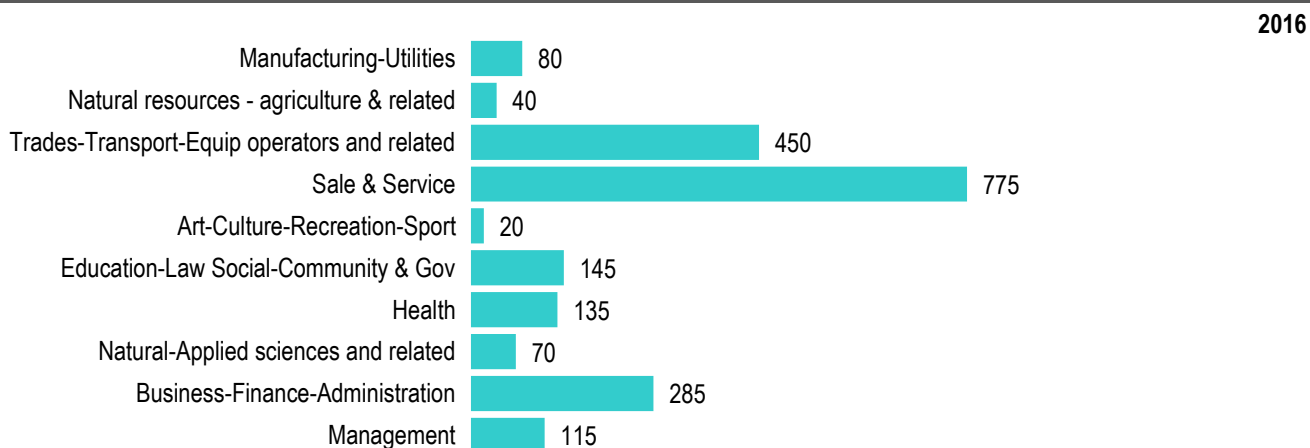
Source: Statistics Canada, Income Statistics Division, T1 Family File (T1FF) based on the final tax file, 2018

## Personal Income



Source: Statistics Canada, Income Statistics Division, T1 Family File (T1FF) based on the final tax file, 2018

## Major Occupation



Source: 2016 Census