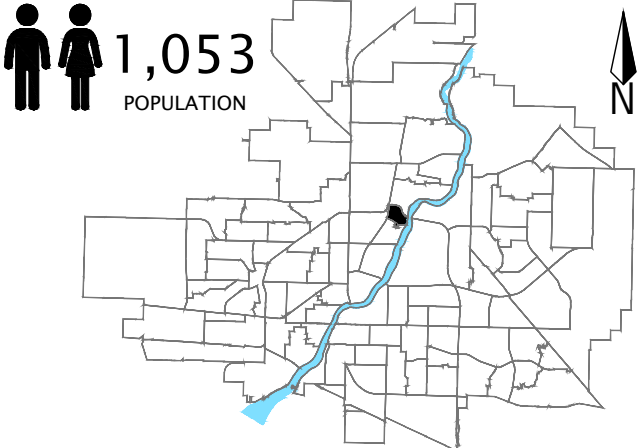


Richmond Heights

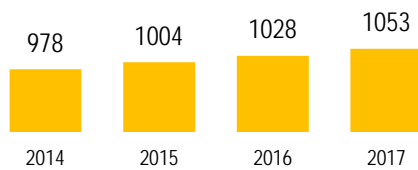
Community Quick Facts

Homeownership	88.9%
Average Sale Price	\$370,145
Median Personal Income	\$32,600
Household Size	2.4
Municipal Ward	1



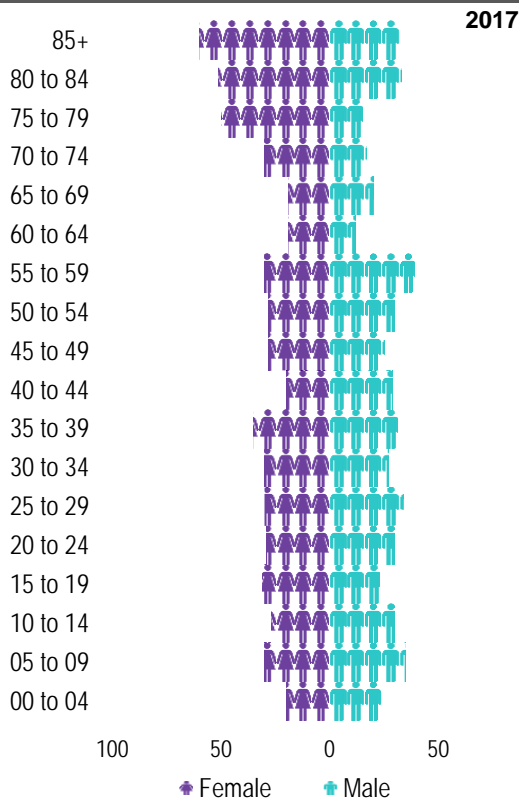
RICHMOND HEIGHTS

POPULATION



Source: eHealth Saskatchewan, 2017

Age Group



Source: eHealth Saskatchewan, 2017

Ethnic Diversity

* Higher number indicates greater diversity

Location	2011
Richmond Heights	0.03
Saskatoon	0.61

Source: 2011 National Household Survey

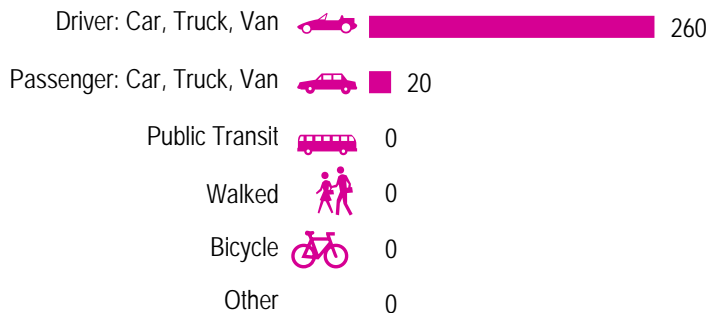
Mother Tongue

Top Languages	2011
English	675
German	35
French	20
Russian	10
Ukrainian	10

Source: 2011 Census

Mode of Travel to Work

2011



Source: 2011 National Household Survey

Registered Vehicles

	2015	2016
Total (LV & PV)	684	632
LV - light vehicles (commercial & private)		
PV - private passenger vehicle		
Per Person	0.7	0.6
Saskatoon Per Person	0.8	0.7

Source: SGI

Education Level

	2011
No Certificate/diploma/degree	155
High school certificate or equivalent	150
Apprentice/trades certificate/diploma	50
College/CEGEP/non-university cert./dipl.	110
University diploma or degree	155

Source: 2011 National Household Survey

Postsecondary Enrolment

	2014	2015	2016
Saskatchewan Polytechnic	11	15	15
University of Saskatchewan	19	22	22

Source: Saskatchewan Polytechnic Administrative Office and University of Saskatchewan Registrar's Office

Enrolment by School

P - Saskatoon Public School S - Greater Saskatoon Catholic Schools

	2014	2015	2016
No schools located in neighbourhood			

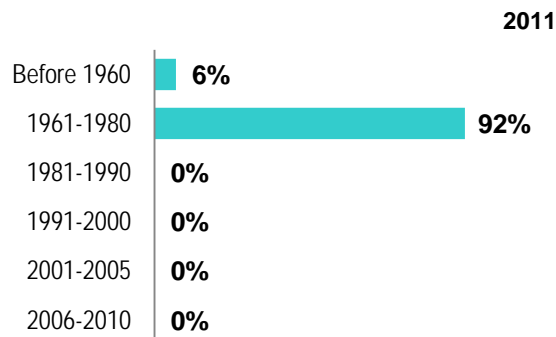
Source: Saskatoon Public School Division & Greater Saskatoon Catholic Schools

Household Structure

	2011
One-family households	215
Multiple-family households	0
Non-family households	100
Total lone-parent families	26
Total households	330
Household size	2.4

Source: 2011 Census

Age of Dwelling



Source: 2011 National Household Survey

Housing Affordability

2016	Median Multiple
Saskatoon	4.32
Richmond Heights	4.93

Note: Median Multiple of 3.0 & under is rated as "affordable"

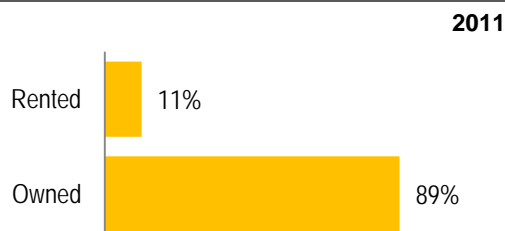
Source: City of Saskatoon, Assessment & Taxation and RBC Economics Research

Housing Costs

	2011
Average Owner's Major Payments	\$856
Average Gross Rent	\$1,072

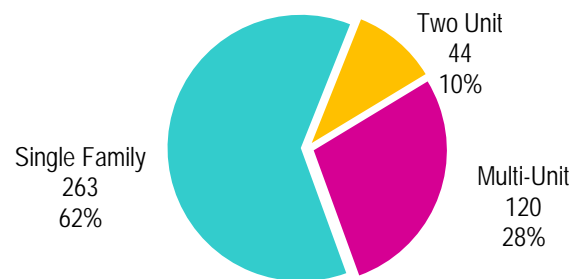
Source: 2011 National Household Survey

Housing by Tenure



Source: 2011 National Household Survey

Dwelling Unit Count



Total Dwellings	427	
Neighbourhood Area	47.4 hectares	117.0 acres
Dwelling Units per Area	9.0 per hectare	3.6 per acre

Source: City of Saskatoon, Planning & Development

Real Estate Sales

2016	No. of Sales	Average Price
Condo Townhouse	0	\$ -
High Rise Apt Condo	0	\$ -
Low Rise Apt Condo	0	\$ -
Semi-detached	0	\$ -
Semi-detached - two titles	0	\$ -
Single Family Dwelling	12	\$ 370,145

Source: City of Saskatoon, Assessment & Taxation

Park Space

2016	Hectares	Acres
Total Park Area	9.9	24.6
Population per Park Area	106.0	42.9

Source: City of Saskatoon, Planning & Development

Park Type: N - Neighbourhood D - District MD - Multi-district
SU - Special Use I - Industrial

GD Archibald Memorial	D	4.0	10.0
GD Archibald North	N	3.4	8.4
GD Archibald West	N	1.1	2.6
Meewasin	SU	1.4	3.5

RICHMOND HEIGHTS

Voter Turn-out (%)

Civic	2003	54%
Civic	2006	41%
Federal	2006	58%
Provincial	2007	77%
Federal	2008	57%
Civic	2009	37%
Federal	2011	54%
Provincial	2011	71%
Federal	2015	72%
Provincial	2016	55%
Civic	2016	36%

Source: City of Saskatoon, City Clerk's office; Province of Saskatchewan, Chief Electoral Officer; and Elections Canada

Licensed Home-Based Businesses

	2015	2016
Saskatoon	4483	4524
Richmond Heights	15	13

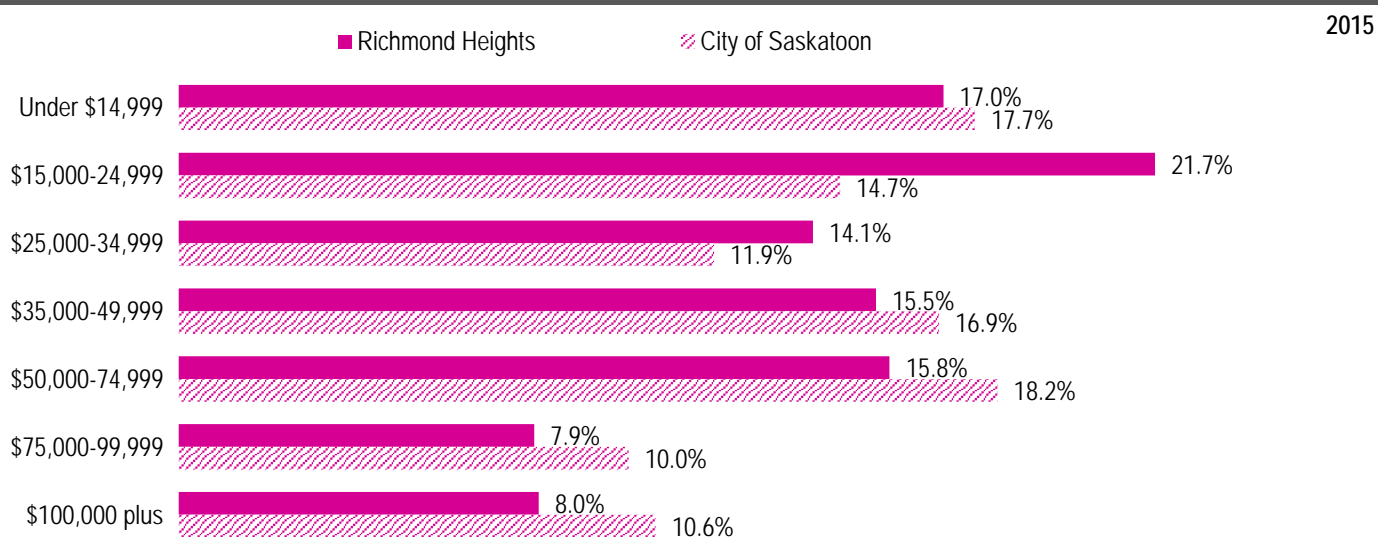
Source: City of Saskatoon, Business License Program

Labour Force

	Richmond Heights	Saskatoon
Labour Force Participation Rate	53.1%	72.8%
Economic Dependency Ratio	29.4%	13.4%
Median Total Income (personal)	\$32,600	\$39,760
Provincial Index of Median Income (base=100)	86.40	105.40
Canadian Index of Median Income (base=100)	96.10	117.20

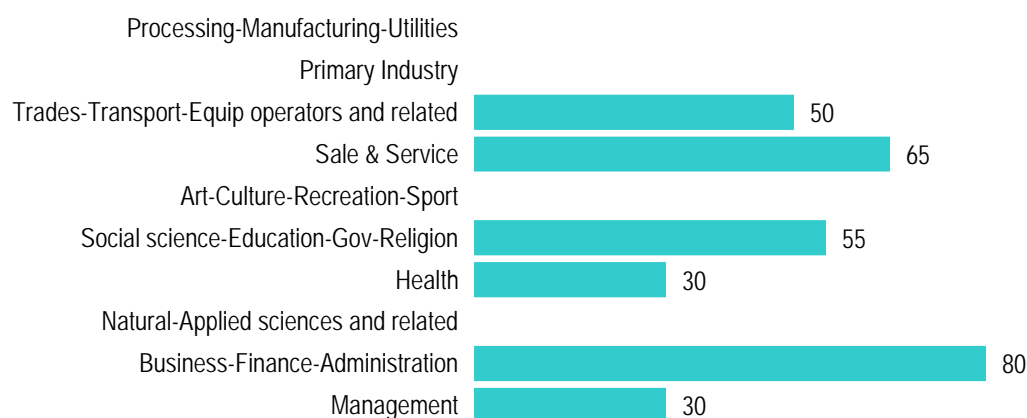
Source: Statistics Canada, Income Statistics Division, T1 Family File (T1FF) based on the final tax file, 2015

Personal Income



Source: Statistics Canada, Income Statistics Division, T1 Family File (T1FF) based on the final tax file, 2015

Major Occupation



Source: 2011 National Household Survey