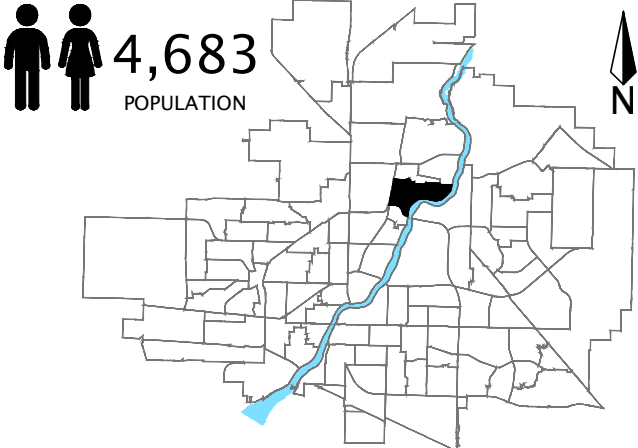


# River Heights

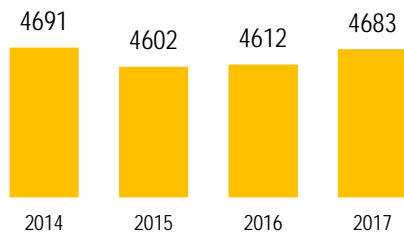
## Community Quick Facts

Homeownership	79.9%
Average Sale Price	\$393,811
Median Personal Income	\$45,790
Household Size	2.5
Municipal Ward	5



# RIVER HEIGHTS

## POPULATION



Source: eHealth Saskatchewan, 2017

## Age Group



Source: eHealth Saskatchewan, 2017

## Ethnic Diversity

	2011
* Higher number indicates greater diversity	
River Heights	0.32
Saskatoon	0.61

Source: 2011 National Household Survey

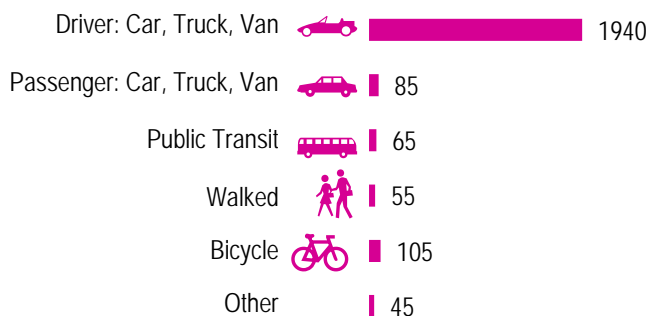
## Mother Tongue

Top Languages	2011
English	3570
Ukrainian	110
German	85
French	70
Tagalog (Pilipino, Filipino)	45

Source: 2011 Census

## Mode of Travel to Work

2011



Source: 2011 National Household Survey

## Registered Vehicles

	2015	2016
Total (LV & PV)	3578	3190
LV - light vehicles (commercial & private)		
PV - private passenger vehicle		
Per Person	0.8	0.7
Saskatoon Per Person	0.8	0.7

Source: SGI

## Education Level

	2011
No Certificate/diploma/degree	390
High school certificate or equivalent	780
Apprentice/trades certificate/diploma	435
College/CEGEP/non-university cert./dipl.	570
University diploma or degree	1255

Source: 2011 National Household Survey

## Postsecondary Enrolment

	2014	2015	2016
Saskatchewan Polytechnic	55	73	63
University of Saskatchewan	202	208	182

Source: Saskatchewan Polytechnic Administrative Office and University of Saskatchewan Registrar's Office

## Enrolment by School

	2014	2015	2016
P - Saskatoon Public School			
S - Greater Saskatoon Catholic Schools			
River Heights School (p)	380	403	410
St. Anne School (s)	212	192	197

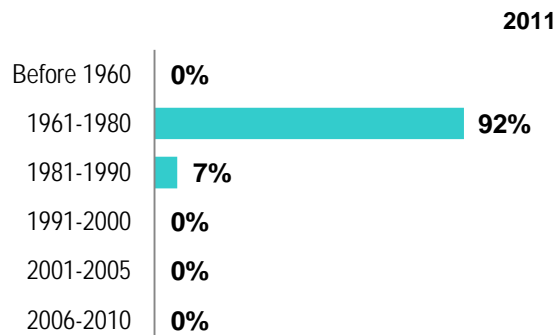
Source: Saskatoon Public School Division & Greater Saskatoon Catholic Schools

## Household Structure

	2011
One-family households	1135
Multiple-family households	20
Non-family households	470
Total lone-parent families	166
Total households	1680
Household size	2.5

Source: 2011 Census

## Age of Dwelling



Source: 2011 National Household Survey

## Housing Affordability

2016	Median Multiple
Saskatoon	4.32
River Heights	4.85

Note: Median Multiple of 3.0 & under is rated as "affordable"

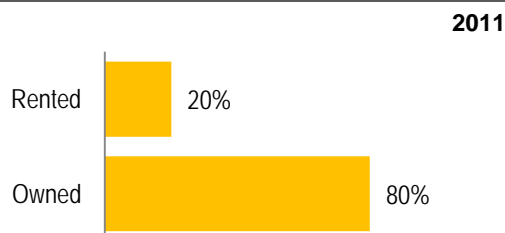
Source: City of Saskatoon, Assessment & Taxation and RBC Economics Research

## Housing Costs

	2011
Average Owner's Major Payments	\$1,089
Average Gross Rent	\$950

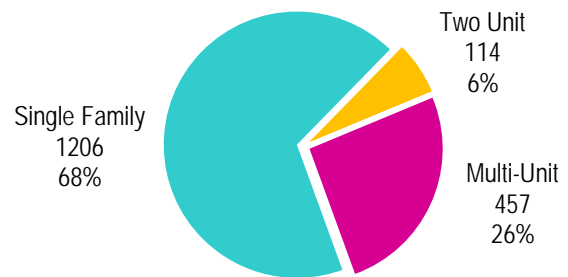
Source: 2011 National Household Survey

## Housing by Tenure



Source: 2011 National Household Survey

## Dwelling Unit Count



Total Dwellings	1777	
Neighbourhood Area	194.5 hectares	480.7 acres
Dwelling Units per Area	9.1 per hectare	3.7 per acre

Source: City of Saskatoon, Planning & Development

## Real Estate Sales

2016	No. of Sales	Average Price
Condo Townhouse	8	\$ 250,125
High Rise Apt Condo	0	\$ -
Low Rise Apt Condo	5	\$ 136,000
Semi-detached	0	\$ -
Semi-detached - two titles	2	\$ 283,250
Single Family Dwelling	43	\$ 455,663

Source: City of Saskatoon, Assessment & Taxation

## Park Space

2016	Hectares	Acres
Total Park Area	32.5	80.4
Population per Park Area	143.9	58.2

Source: City of Saskatoon, Planning & Development

Park Type: N - Neighbourhood D - District MD - Multi-district  
SU - Special Use I - Industrial

Meewasin	SU	25.0	61.7
PCR Banting	SU	2.3	5.6
Robert Hunter East	N	2.6	6.5
Robert Hunter West	N	2.6	6.5

# RIVER HEIGHTS

## Voter Turn-out (%)

Civic	2003	59%
Civic	2006	41%
Federal	2006	56%
Provincial	2007	65%
Federal	2008	53%
Civic	2009	33%
Federal	2011	53%
Provincial	2011	52%
Federal	2015	74%
Provincial	2016	40%
Civic	2016	38%

Source: City of Saskatoon, City Clerk's office; Province of Saskatchewan, Chief Electoral Officer; and Elections Canada

## Licensed Home-Based Businesses

	2015	2016
Saskatoon	4483	4524
River Heights	108	95

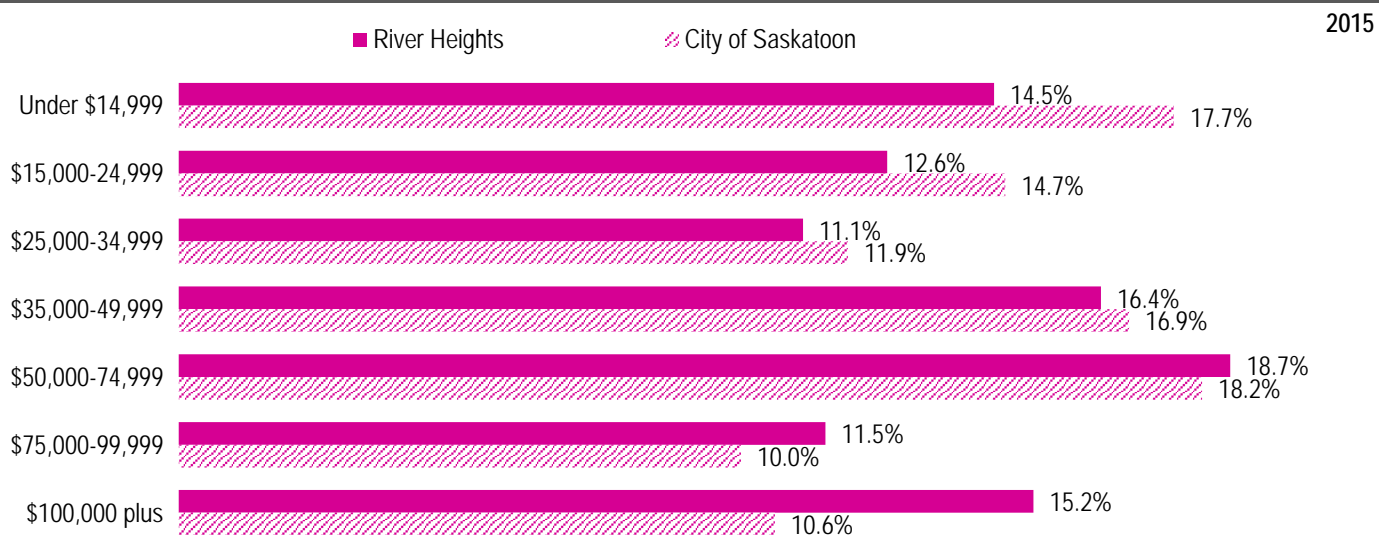
Source: City of Saskatoon, Business License Program

## Labour Force

	River Heights	Saskatoon
Labour Force Participation Rate	75.2%	72.8%
Economic Dependency Ratio	11.2%	13.4%
Median Total Income (personal)	\$45,790	\$39,760
Provincial Index of Median Income (base=100)	121.40	105.40
Canadian Index of Median Income (base=100)	135.00	117.20

Source: Statistics Canada, Income Statistics Division, T1 Family File (T1FF) based on the final tax file, 2015

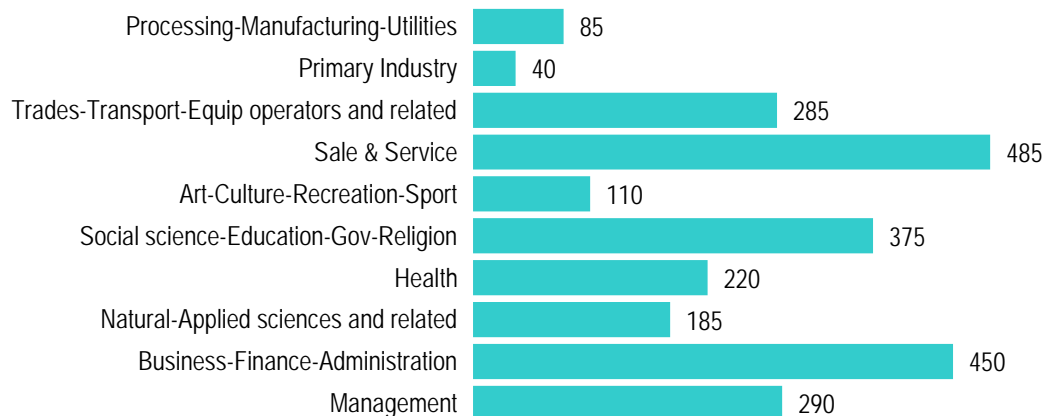
## Personal Income



Source: Statistics Canada, Income Statistics Division, T1 Family File (T1FF) based on the final tax file, 2015

## Major Occupation

2011



Source: 2011 National Household Survey