

City of Saskatoon

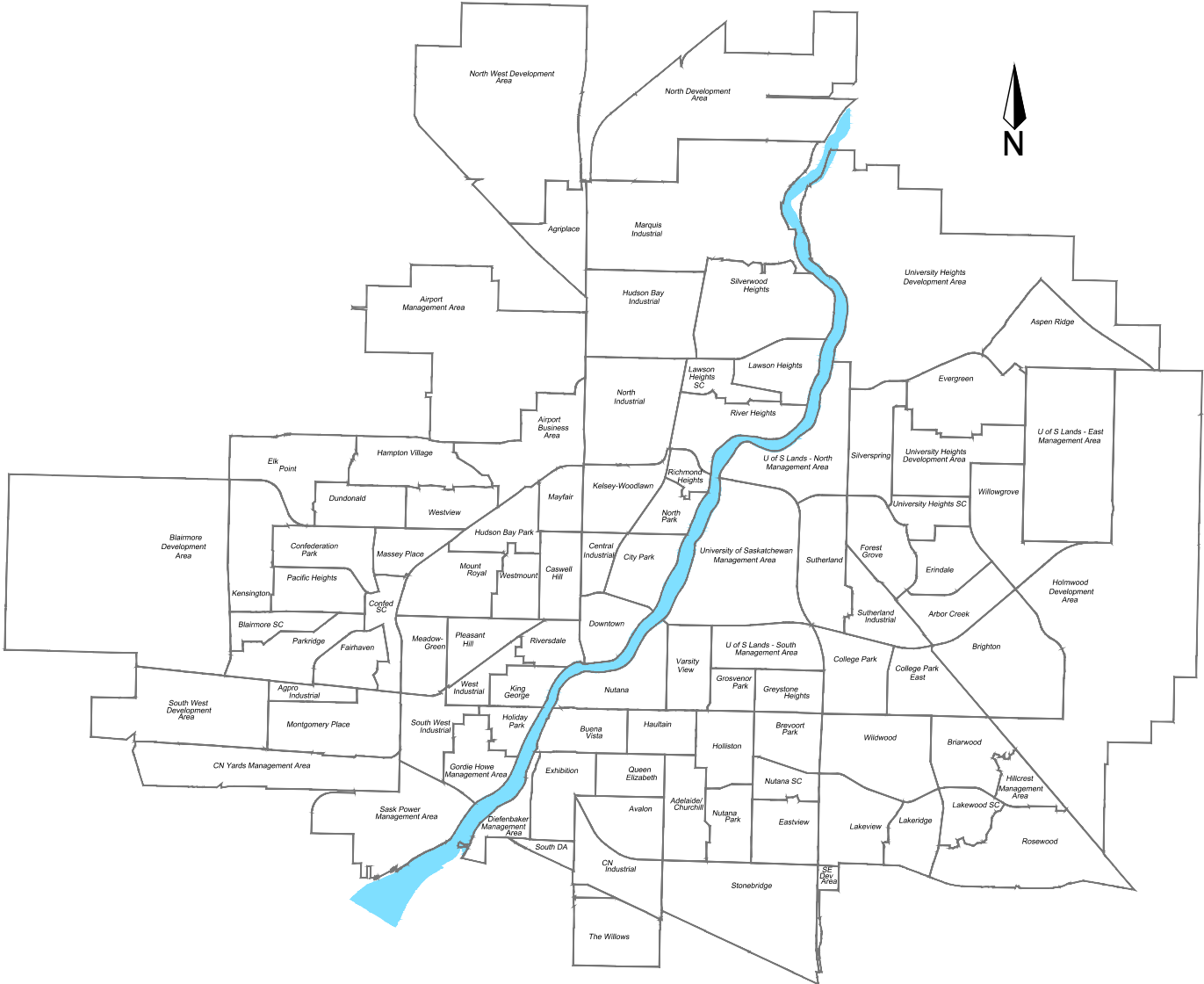
Community Quick Facts

Homeownership	66.3%
Average Sale Price	\$322,170
Median Personal Income	\$39,760
Household Size	2.4

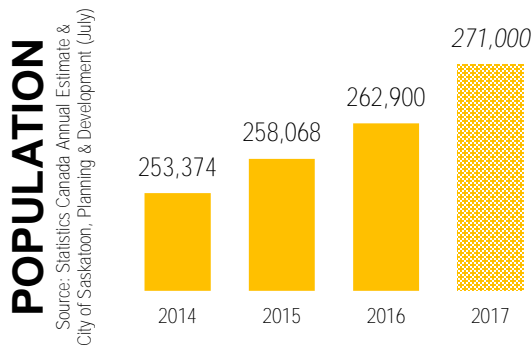


271,000

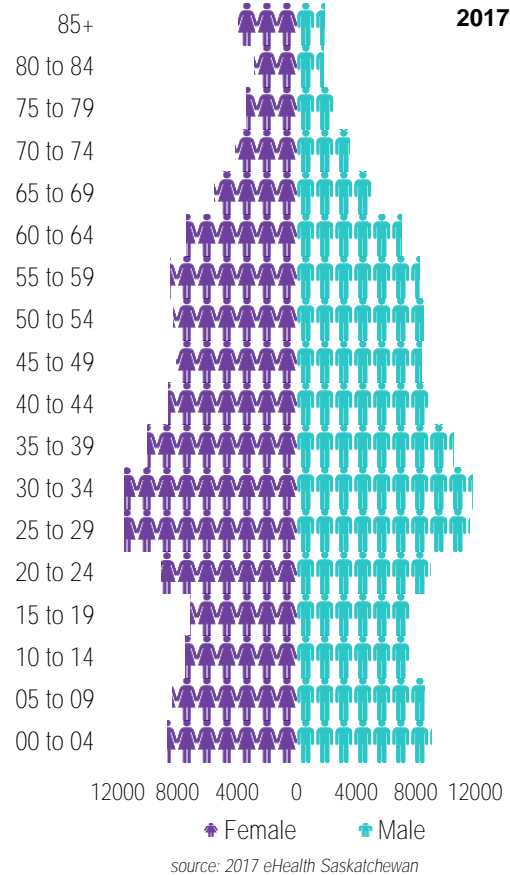
City of Saskatoon
Planning & Development
July estimate



SASKATOON



Age Group



Mother Tongue

Top Languages	2016
English	188,120
Tagalog (Pilipino, Filipino)	6,745
Mandarin	4,075
Urdu	3,340
French	3,245

Source: 2016 Census

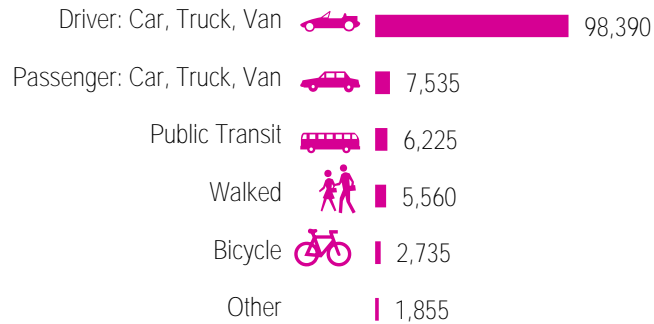
Ethnic Diversity

	2016
* Higher number indicates greater diversity	
Saskatoon	0.59

Source: 2016 Census

Mode of Travel to Work

2016



Source: 2016 Census

Registered Vehicles

	2015	2016
Total (LV & PV)	207,168	190,874
LV - light vehicles (commercial & private) PV - private passenger vehicle		Source: SGI
Per Person	0.8	0.7

Education Level

	2016
No Certificate/diploma/degree	28,450
High school certificate or equivalent	57,420
Apprentice/trades certificate/diploma	16,960
College/CEGEP/non-university cert./dipl.	34,030
University diploma or degree	54,630

Source: 2016 Census

Postsecondary Enrolment

	2014	2015	2016
Saskatchewan Polytechnic	4637	5080	4769
University of Saskatchewan	13479	13706	12458

Source: Saskatchewan Polytechnic Administrative Office and University of Saskatchewan Registrar's Office

Enrolment by School

	2014	2015	2016
Saskatoon Public Schools	23,123	23,602	24,929
Greater Saskatoon Catholic Schools	16,634	16,934	17,425

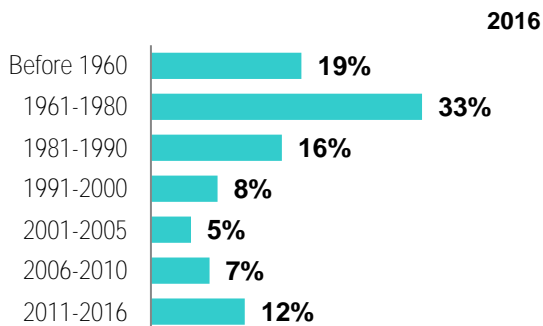
Source: Saskatoon Public School Division & Greater Saskatoon Catholic Schools

Household Structure

	2016
One-family households	61,815
Multiple-family households	1,710
Non-family households	35,040
Total lone-parent families	11,035
Total households	98,565
Estimated household size	2.4

Source: 2016 Census

Age of Dwelling



Source: 2016 Census

Housing Affordability

2016	Median Multiple
Saskatoon	4.32

Note: Median Multiple of 3.0 & under is rated as "affordable"

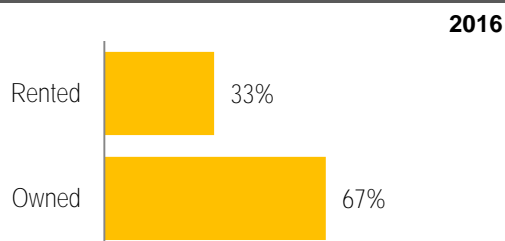
Source: City of Saskatoon, Assessment & Taxation and RBC Economics Research

Housing Costs

	2016
Average Owner's Major Payments	\$1,374
Average Gross Rent	\$1,127

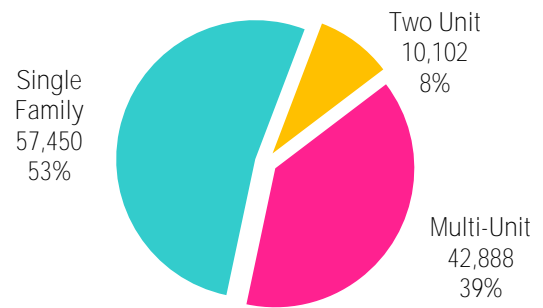
Source: 2016 Census

Housing by Tenure



Source: 2016 Census

Dwelling Unit Count



Total Dwellings	110,440	
Total Area	10,117.9 hectares	25,002.3 acres
Dwelling Units per Area	11 per hectare	4 per acre

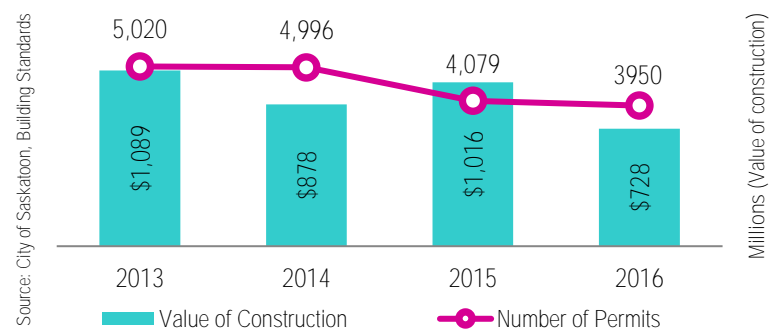
Source: City of Saskatoon, Planning & Development

Real Estate Sales

2016	No. of Sales	Average Price
Condo Townhouse	190	\$284,076
High Rise Apt Condo	137	\$301,845
Low Rise Apt Condo	910	\$232,872
Semi-detached	29	\$411,433
Semi-detached - 2 titles	111	\$329,991
Single Family Dwelling	2642	\$355,002

Source: City of Saskatoon, Assessment & Taxation

Building Permits



Source: City of Saskatoon, Building Standards

Park Space

2016	Hectares	Acres
Total Park Area	1,079.6	2,645.0
Population per Park Area	248	101
Park Type		
District	184.9	456.8
Industrial	6.3	15.5
Multi-District	77.3	190.9
Neighbourhood	541.3	1315.3
Special Use	269.8	666.5

Source: City of Saskatoon, Planning & Development

SASKATOON

Voter Turn-out (%)

Civic	2000	26%
Civic	2003	52%
Civic	2006	34%
Provincial	2007	82%
Federal	2008	58%
Civic	2009	27%
Federal	2011	54%
Provincial	2011	67%
Federal	2015	74%
Provincial	2016	56%
Civic	2016	40%

Source: City of Saskatoon, City Clerk's office; Province of Saskatchewan, Chief Electoral Officer; and Elections Canada

Licensed Home-Based Businesses

	2015	2016
Saskatoon	4483	4524

Source: City of Saskatoon, Business License Program

Labour Force

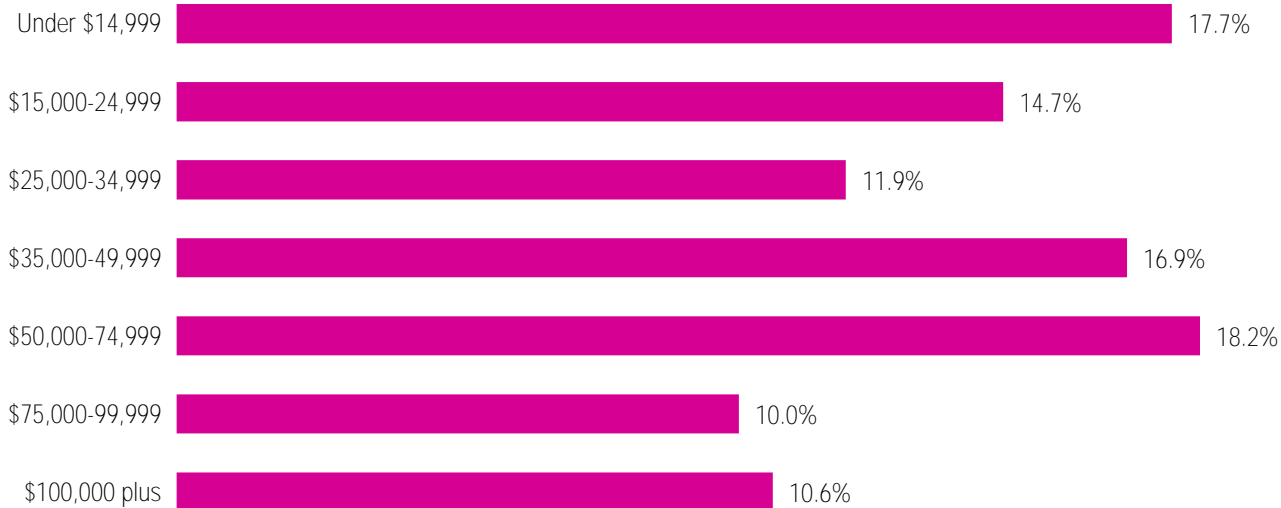
	2015
Labour Force Participation Rate	72.8%
Economic Dependency Ratio	13.4%
Median Total Income (personal)	\$39,760
Provincial Index of Median Income (base=100)	105.40
Canadian Index of Median Income (base=100)	117.20

Source: Statistics Canada, Income Statistics Division, T1 Family File (T1FF) based on the final tax file, 2014

Personal Income

■ City of Saskatoon

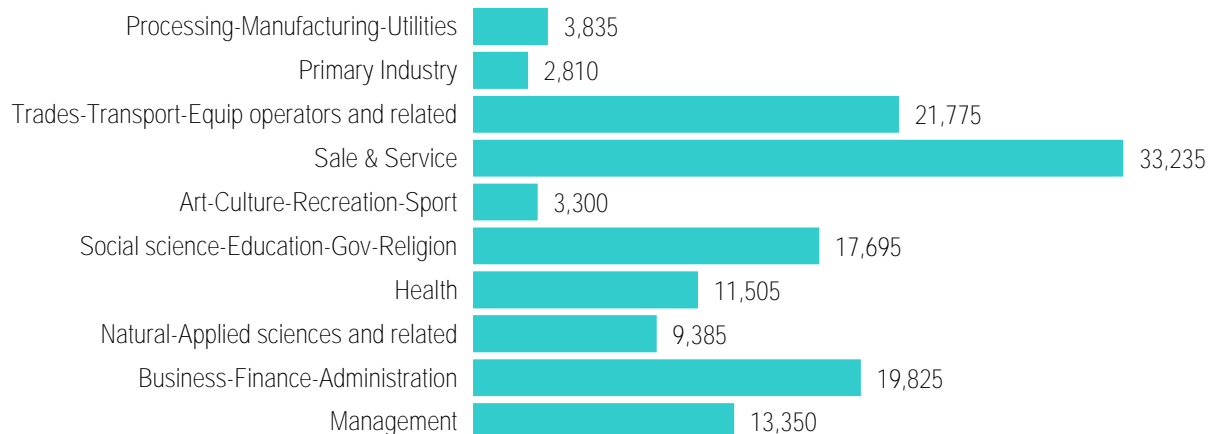
2015



Source: Statistics Canada, Income Statistics Division, T1 Family File (T1FF) based on the final tax file, 2015

Major Occupation

2016



Source: 2016 Census