
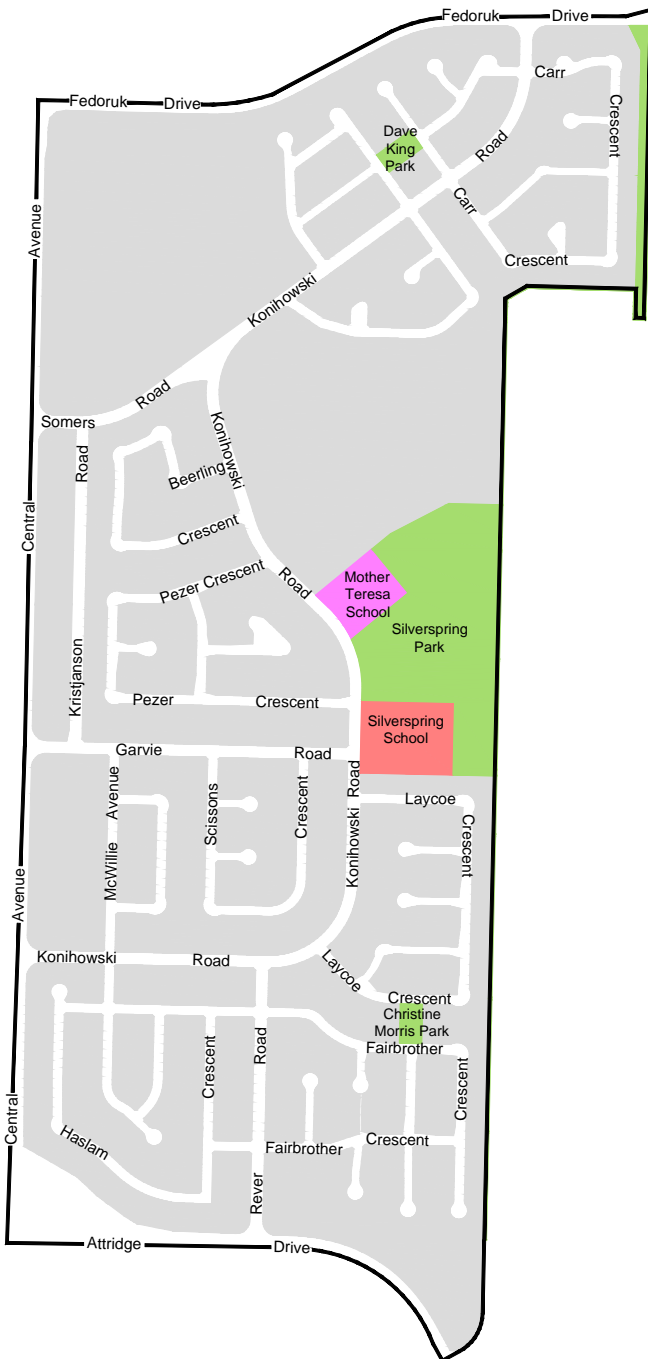
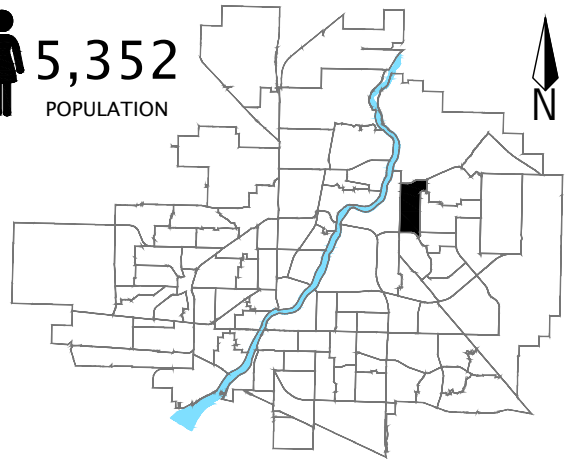


Silverspring


5,352
 POPULATION

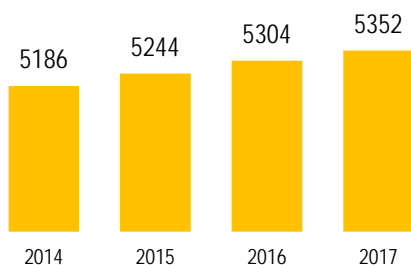


Community Quick Facts

Homeownership	94.7%
Average Sale Price	\$350,832
Median Personal Income	\$51,560
Household Size	3.2
Municipal Ward	10

SILVERSPRING

POPULATION



Source: eHealth Saskatchewan, 2017

Age Group

2017



Source: eHealth Saskatchewan, 2017

Ethnic Diversity

	2011
* Higher number indicates greater diversity	
Silverspring	0.41
Saskatoon	0.61

Source: 2011 National Household Survey

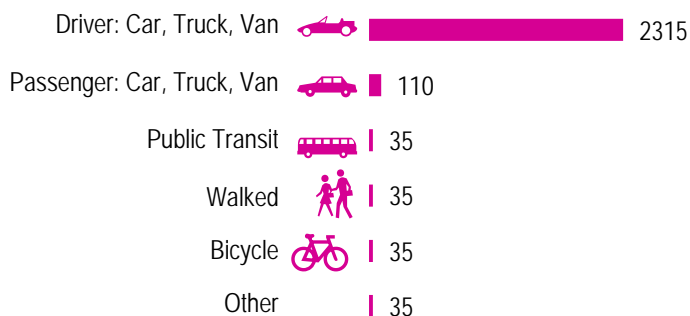
Mother Tongue

Top Languages	2011
English	4475
French	85
German	55
Ukrainian	55
Chinese, n.o.s.	40

Source: 2011 Census

Mode of Travel to Work

2011



Source: 2011 National Household Survey

Registered Vehicles

	2015	2016
Total (LV & PV)	3870	3588
LV - light vehicles (commercial & private)		
PV - private passenger vehicle		
Per Person	0.7	0.7
Saskatoon Per Person	0.8	0.7

Source: SGI

Education Level

2011

No Certificate/diploma/degree	570
High school certificate or equivalent	910
Apprentice/trades certificate/diploma	290
College/CEGEP/non-university cert./dipl.	660
University diploma or degree	1285

Source: 2011 National Household Survey

Postsecondary Enrolment

	2014	2015	2016
Saskatchewan Polytechnic	80	65	70
University of Saskatchewan	320	352	321

Source: Saskatchewan Polytechnic Administrative Office and University of Saskatchewan Registrar's Office

Enrolment by School

	2014	2015	2016
P- Saskatoon Public School			
S - Greater Saskatoon Catholic Schools			
Mother Teresa School (s)	524	556	623
Silverspring School (p)	580	542	562

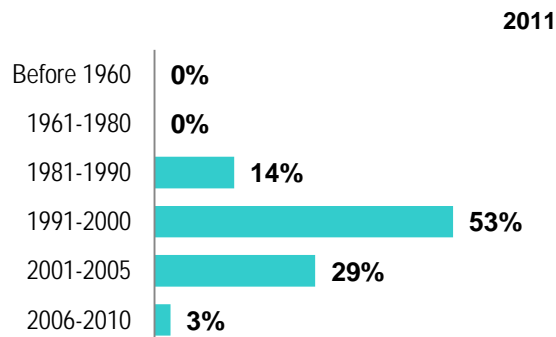
Source: Saskatoon Public School Division & Greater Saskatoon Catholic Schools

Household Structure

	2011
One-family households	1310
Multiple-family households	15
Non-family households	225
Total lone-parent families	136
Total households	1595
Household size	3.2

Source: 2011 Census

Age of Dwelling



Source: 2011 National Household Survey

Housing Affordability

2016	Median Multiple
Saskatoon	4.32
Silverspring	4.98

Note: Median Multiple of 3.0 & under is rated as "affordable"


Source: City of Saskatoon, Assessment & Taxation and RBC Economics Research

Housing Costs

	2011
Average Owner's Major Payments	\$1,398
Average Gross Rent	\$1,182


Source: 2011 National Household Survey

Housing by Tenure



Source: 2011 National Household Survey

Dwelling Unit Count



Total Dwellings	1688	
Neighbourhood Area	178.1 hectares	440.1 acres
Dwelling Units per Area	9.5 per hectare	3.8 per acre

Source: City of Saskatoon, Planning & Development

Real Estate Sales

2016	No. of Sales	Average Price
Condo Townhouse	11	\$ 256,364
High Rise Apt Condo	0	\$ -
Low Rise Apt Condo	16	\$ 236,851
Semi-detached	0	\$ -
Semi-detached - two titles	0	\$ -
Single Family Dwelling	38	\$ 426,171

Source: City of Saskatoon, Assessment & Taxation

Park Space

2016	Hectares	Acres
Total Park Area	8.9	22.1
Population per Park Area	599.0	242.4

Source: City of Saskatoon, Planning & Development

Park Type: N - Neighbourhood D - District MD - Multi-district
SU - Special Use I - Industrial

Christine Morris	N	0.2	0.6
Dave King	N	0.3	0.6
Silverspring	N	7.7	19.0
Silverspring Linear	N	0.8	1.9

SILVERSPRING

Voter Turn-out (%)

Civic	2003	73%
Civic	2006	44%
Federal	2006	60%
Provincial	2007	70%
Federal	2008	57%
Civic	2009	31%
Federal	2011	60%
Provincial	2011	57%
Federal	2015	77%
Provincial	2016	38%
Civic	2016	44%

Source: City of Saskatoon, City Clerk's office; Province of Saskatchewan, Chief Electoral Officer; and Elections Canada

Licensed Home-Based Businesses

	2015	2016
Saskatoon	4483	4524
Silverspring	128	119

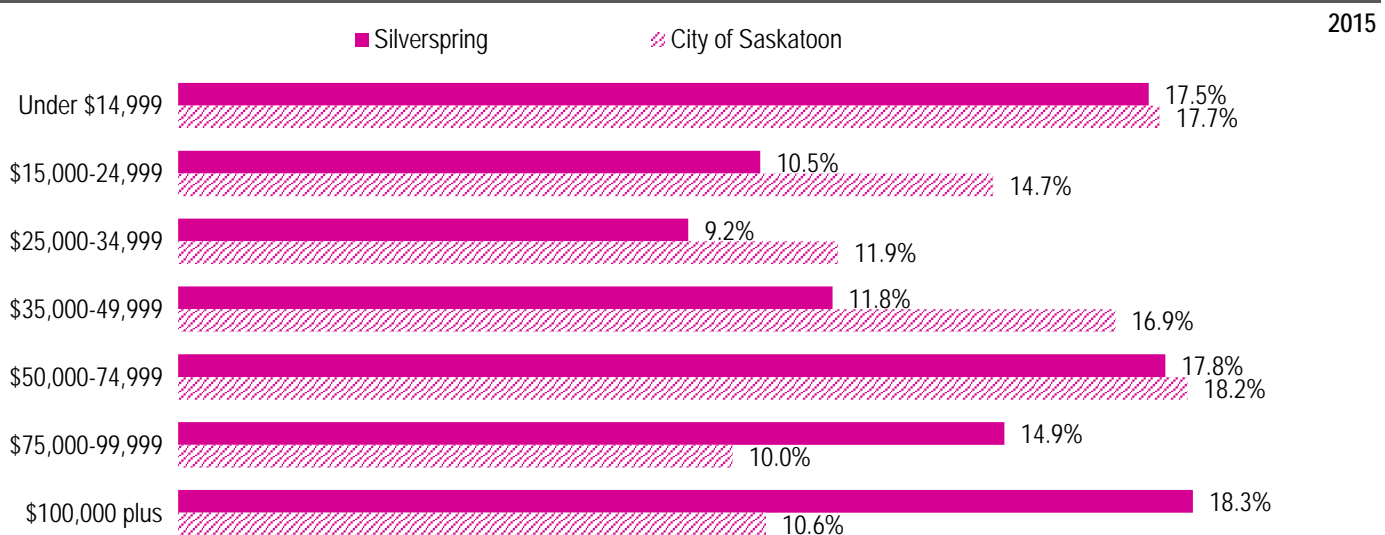
Source: City of Saskatoon, Business License Program

Labour Force

	2015	
	Silverspring	Saskatoon
Labour Force Participation Rate	79.6%	72.8%
Economic Dependency Ratio	6.3%	13.4%
Median Total Income (personal)	\$51,560	\$39,760
Provincial Index of Median Income (base=100)	136.70	105.40
Canadian Index of Median Income (base=100)	152.00	117.20

Source: Statistics Canada, Income Statistics Division, T1 Family File (T1FF) based on the final tax file, 2015

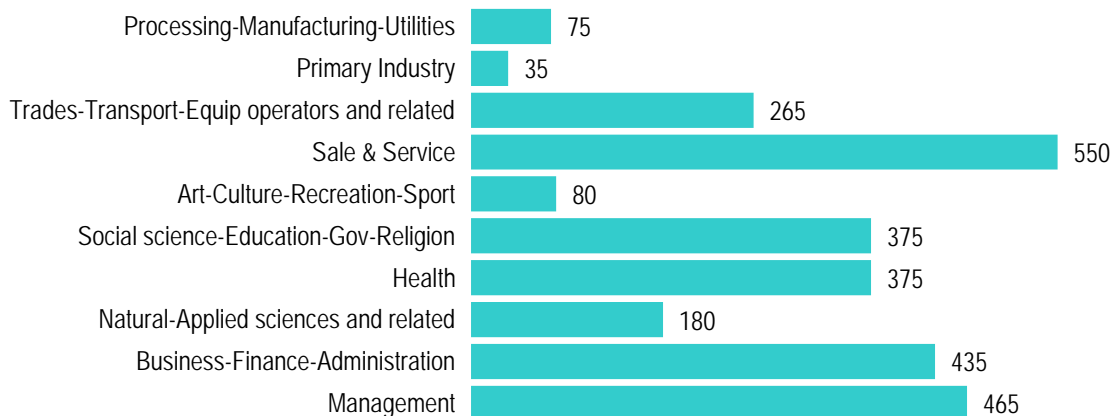
Personal Income



Source: Statistics Canada, Income Statistics Division, T1 Family File (T1FF) based on the final tax file, 2015

Major Occupation

2011



Source: 2011 National Household Survey