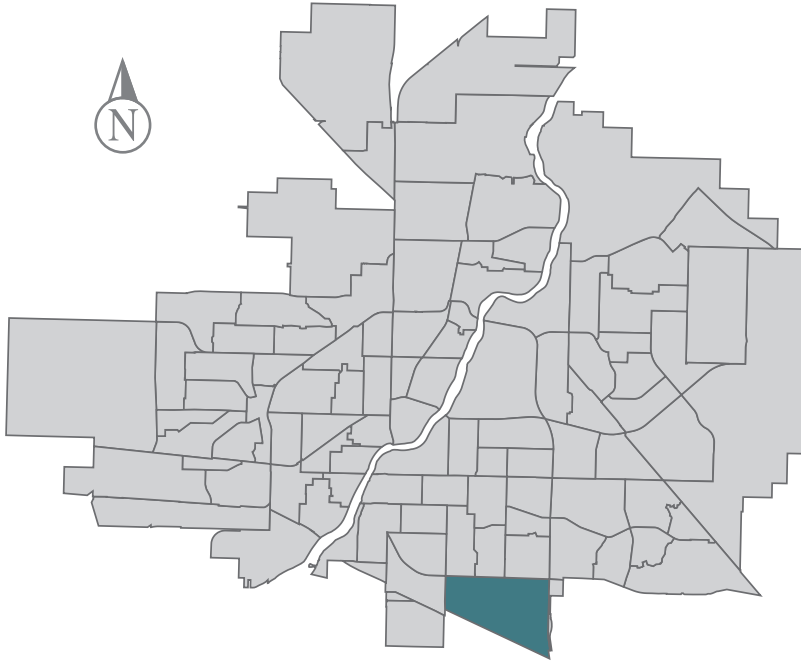


Stonebridge

MUNICIPAL WARD 7



Population
14,313



COMMUNITY QUICK FACTS



78.4%

homeownership



\$367,966

average
sale price



\$49,160

median
personal
income



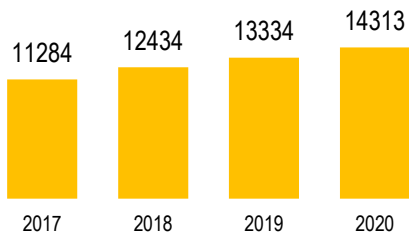
2.6

household
size



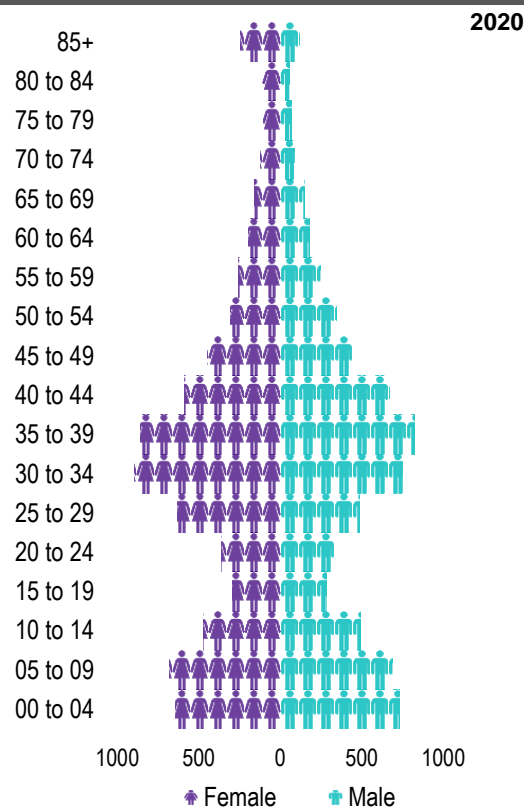
STONEBRIDGE

POPULATION



Source: eHealth Saskatchewan, 2020

Age Group



Source: eHealth Saskatchewan, 2020

Ethnic Diversity

	2016
* Higher number indicates greater diversity	
Stonebridge	1.40
Saskatoon	0.45

Source: 2016 Census

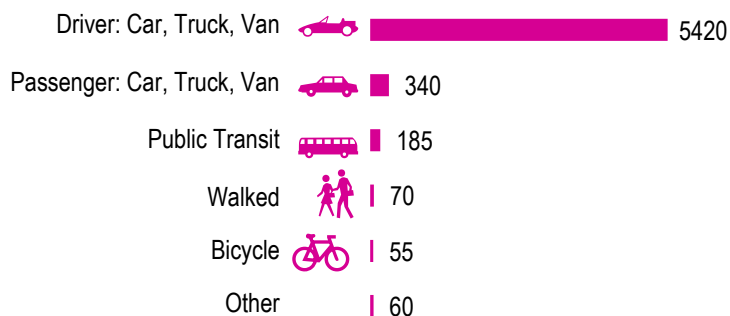
Mother Tongue

Top Languages	2016
English	7805
Mandarin	500
Tagalog (Pilipino, Filipino)	210
French	175
Urdu	160
Bengali	120

Source: 2016 Census

Mode of Travel to Work

2016



Source: 2016 Census Long Form

Registered Vehicles

	2018	2019
Total (LV & PV)	8297	8303
LV - light vehicles (commercial & private) PV - private passenger vehicle		Source: SGI
Per Person	0.7	0.6
Saskatoon Per Person	0.7	0.6

Education Level

	2016
No Certificate/diploma/degree	635
High school certificate or equivalent	1810
Apprentice/trades certificate/diploma	660
College/CEGEP/non-university cert./dipl.	1485
University diploma or degree	3645

Source: 2016 Census Long Form

Postsecondary Enrolment

	2017	2018	2019
Saskatchewan Polytechnic	229	234	265
University of Saskatchewan	663	714	753

Source: Saskatchewan Polytechnic Administrative Office and University of Saskatchewan Registrar's Office

Enrolment by School

	2017	2018	2019
P- Saskatoon Public School			
S - Greater Saskatoon Catholic Schools			
Chief Whitecap School (p)	-	686	779
St. Kateri Tekakwitha School (s)	-	446	552

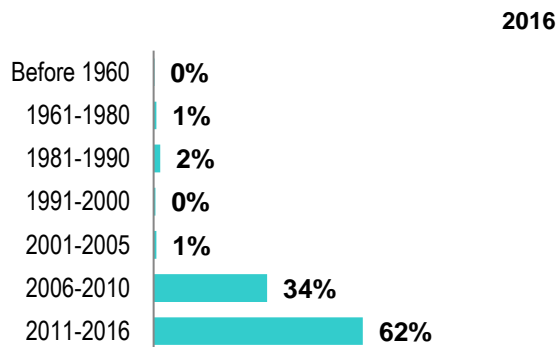
Source: Saskatoon Public School Division & Greater Saskatoon Catholic Schools

Household Structure

	2016
One-family households	2790
Multiple-family households	85
Non-family households	1205
Total lone-parent families	265
Total households	4075
Household size	2.6

Source: 2016 Census

Age of Dwelling



Source: 2016 Census

Housing Affordability

2019	Median Multiple
Saskatoon	4.12
Stonebridge	4.38

Note: Median Multiple of 3.0 & under is rated as "affordable"

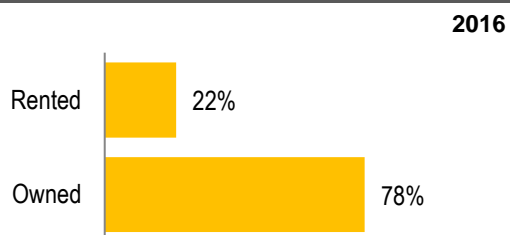
Source: City of Saskatoon, Assessment & Taxation and RBC Economics Research

Housing Costs

	2016
Average Owner's Major Payments	\$1,945
Average Gross Rent	\$1,389

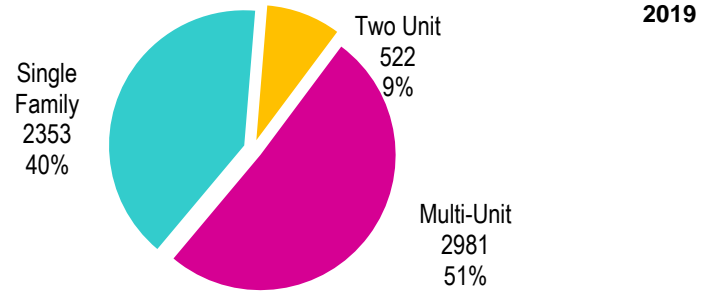
Source: 2016 Census

Housing by Tenure



Source: 2016 Census

Dwelling Unit Count



Total Dwellings	5856	
Neighbourhood Area	446.5 hectares	1103.2 acres
Dwelling Units per Area	13.1 per hectare	5.3 per acre

Source: City of Saskatoon, Planning & Development

Real Estate Sales

2019	No. of Sales	Average Price
Condo Townhouse	38	\$ 252,142
High Rise Apt Condo	0	\$ -
Low Rise Apt Condo	62	\$ 257,820
Semi-detached	0	\$ -
Semi-detached - two titles	5	\$ 324,053
Single Family Dwelling	137	\$ 451,542

Source: City of Saskatoon, Assessment & Taxation

Park Space

2020	Hectares	Acres
Total Park Area	49.1	121.3
Population per Park Area	291.5	118.0

Source: City of Saskatoon, Planning & Development

Park Type: N - Neighbourhood D - District MD - Multi-district
SU- Special Use I - Industrial

Name	Park Type	Hectares	Acres
Alexander MacGillivray Young	N	9.2	22.8
Alfred Bence	N	0.4	1.1
Blair Nelson	N	4.4	10.8
Cecil A Wheaton	N	0.4	1.0
Donald Koyl	N	0.5	1.3
Evelyn G Edwards	N	0.4	1.1
Howard Harding	N	0.8	2.0
John Cameron	N	0.4	1.0
Mark Thompson	N	3.4	8.4
Marshall Hawthorne	N	8.2	20.3
Oren Wilson	N	0.4	1.0
Owen Mann	N	0.5	1.1
Patricia Roe	N	0.8	2.1
Peter Zakreski	D	17.8	44.0
Robert H Freeland	N	0.7	1.8
Walter Wood	N	0.2	0.6
William Anderson	N	0.4	0.9

STONEBRIDGE

Voter Turn-out (%)

Civic	2003	N/A
Civic	2006	40%
Federal	2006	68%
Provincial	2007	65%
Federal	2008	57%
Civic	2009	35%
Federal	2011	58%
Provincial	2011	45%
Federal	2015	69%
Provincial	2016	30%
Civic	2016	33%

Source: City of Saskatoon, City Clerk's office; Province of Saskatchewan, Chief Electoral Officer; and Elections Canada

Licensed Home-Based Businesses

	2018	2019
Saskatoon	4984	4958
Stonebridge	246	248

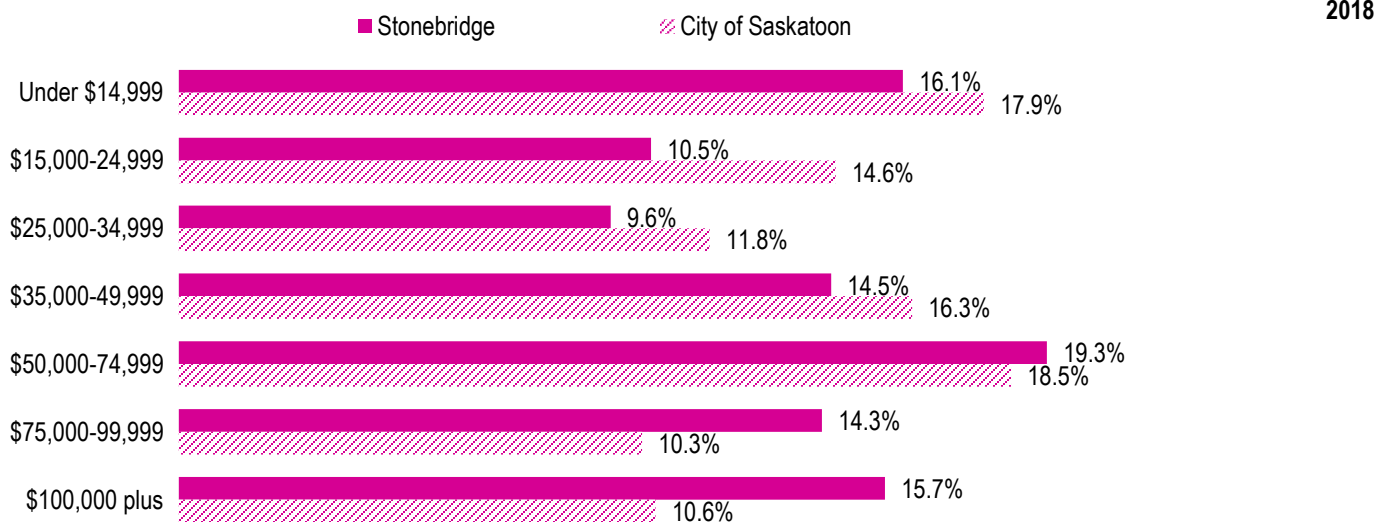
Source: City of Saskatoon, Business License Program

Labour Force

	Stonebridge	Saskatoon
Labour Force Participation Rate	79.5%	70.2%
Economic Dependency Ratio	8.2%	16.1%
Median Total Income (personal)	\$49,160	\$40,070
Provincial Index of Median Income (base=100)	127.40	103.80
Canadian Index of Median Income (base=100)	133.70	109.00

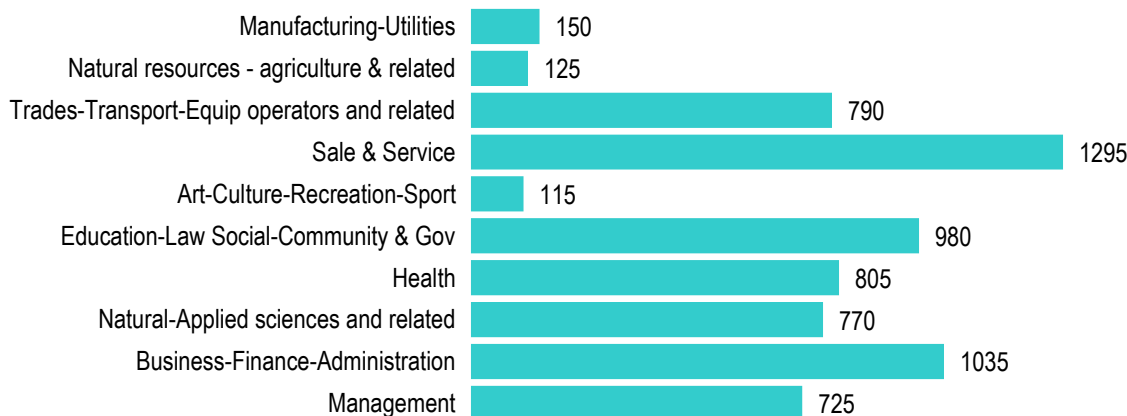
Source: Statistics Canada, Income Statistics Division, T1 Family File (T1FF) based on the final tax file, 2018

Personal Income



Source: Statistics Canada, Income Statistics Division, T1 Family File (T1FF) based on the final tax file, 2018

Major Occupation



Source: 2016 Census