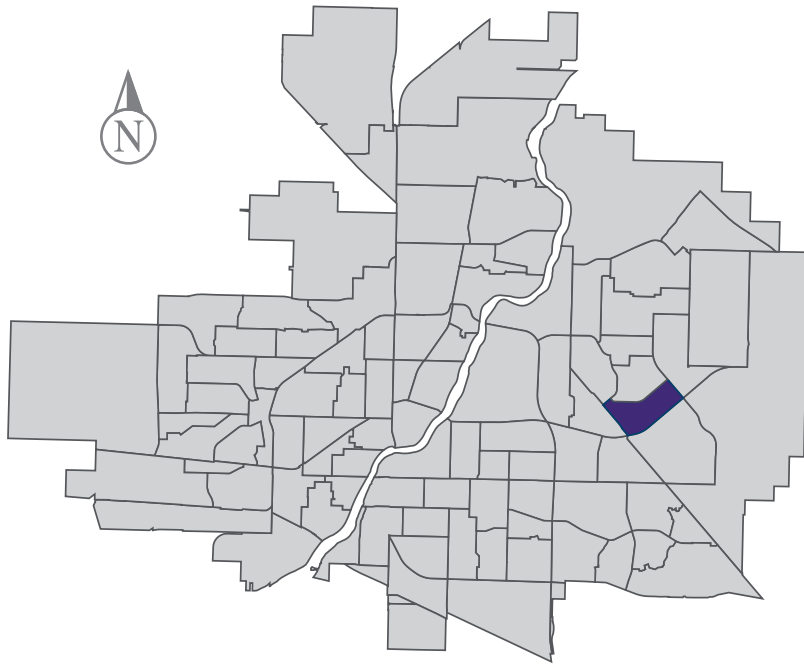


# Arbor Creek

## MUNICIPAL WARD 10



Population  
5,160



## COMMUNITY QUICK FACTS



93.6%

homeownership



\$345,423

average  
sale price



\$51,000

median  
personal  
income



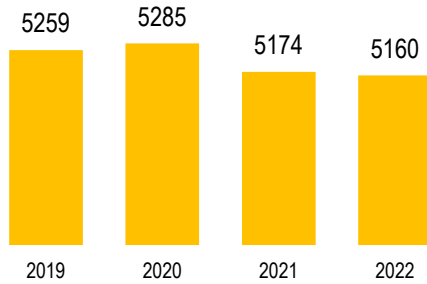
3.0

household  
size



# ARBOR CREEK

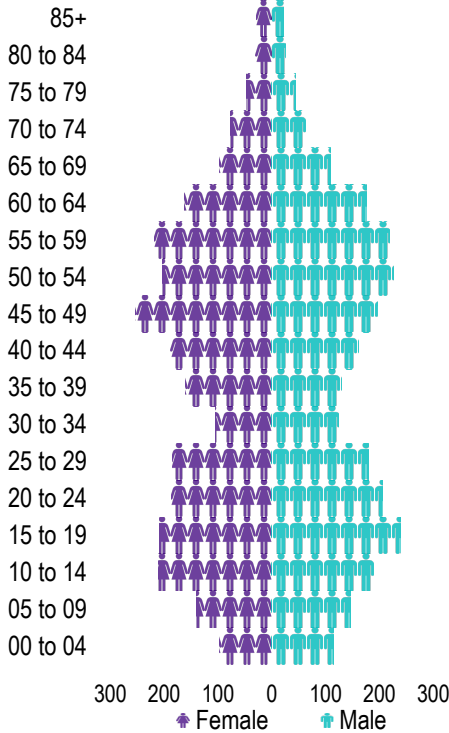
## POPULATION



Source: eHealth Saskatchewan, 2022

## Age Group

2022



Source: eHealth Saskatchewan, 2022

## Ethnic Diversity

	2016
* Higher number indicates greater diversity	
Arbor Creek	0.42
Saskatoon	0.45

Source: 2016 Census

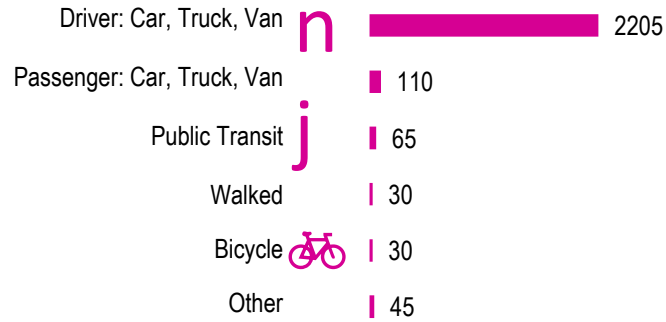
## Mother Tongue

Top Languages	2016
English	4135
Mandarin	170
Arabic	85
Spanish	60
Sinhala (Sinhalese)	55
Afrikaans	45

Source: 2016 Census

## Mode of Travel to Work

2016



Source: 2016 Census Long Form

## Registered Vehicles

	2020	2021
Total (LV & PV)	3503	3536
Per Person	0.7	0.7
Saskatoon Per Person	0.7	0.8

LV - light vehicles (commercial & private) PV - private passenger vehicle

Source: SGI

## Education Level

2016

No Certificate/diploma/degree	360
High school certificate or equivalent	935
Apprentice/trades certificate/diploma	315
College/CEGEP/non-university cert./dipl.	670
University diploma or degree	1475

Source: 2016 Census Long Form

## Postsecondary Enrolment

	2019	2020	2021
Saskatchewan Polytechnic	72	58	0
University of Saskatchewan	350	361	337

Source: Saskatchewan Polytechnic Administrative Office and University of Saskatchewan Registrar's Office

## Enrolment by School

P- Saskatoon Public School

S - Greater Saskatoon Catholic Schools

2019 2020 2021

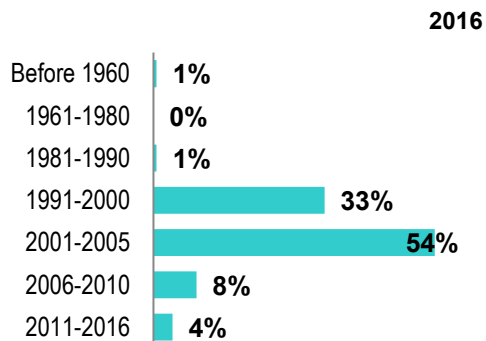
No schools located in neighbourhood

## Household Structure

	2016
One-family households	1360
Multiple-family households	20
Non-family households	260
Total lone-parent families	130
Total households	1630
Household size	3

Source: 2016 Census

## Age of Dwelling



Source: 2016 Census

## Housing Affordability

Median Multiple	2020	2021
Saskatoon	3.98	4.06
Arbor Creek	5.13	5.80

Note: Median Multiple of 3.0 & under is rated as "affordable"

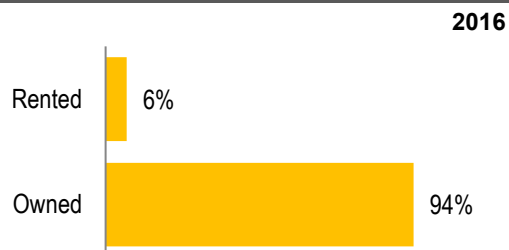
Source: City of Saskatoon, Assessment & Taxation and RBC Economics Research

## Housing Costs

	2016
Average Owner's Major Payments	\$1,715
Average Gross Rent	\$1,453

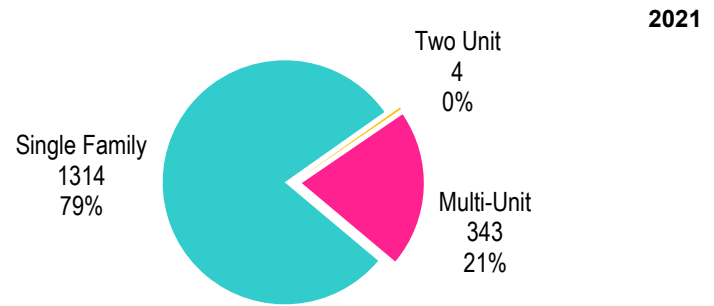
Source: 2016 Census

## Housing by Tenure



Source: 2016 Census

## Dwelling Unit Count



Total Dwellings	1661	
Neighbourhood Area	150.6 hectares	372.1 acres
Dwelling Units per Area	11.0 per hectare	4.5 per acre

Source: City of Saskatoon, Planning & Development

## Real Estate Sales

2021	No. of Sales	Average Price
Condo Townhouse	9	\$ 215,838
High Rise Apt Condo	0	\$ -
Low Rise Apt Condo	0	\$ -
Semi-detached	0	\$ -
Semi-detached - two titles	0	\$ -
Single Family Dwelling	82	\$ 528,925

Source: City of Saskatoon, Assessment & Taxation

## Park Space

2022	Hectares	Acres
Total Park Area	10.3	25.4
Population per Park Area	501.7	203.0

Park Type: N - Neighbourhood D - District MD - Multi-district  
SU - Special Use I - Industrial

Arbor Creek	N	4.79	11.84
Arbor Creek Linear	N	3.93	9.72
Beckett Green	N	0.71	1.77
Budz Green	N	0.85	2.09

Source: City of Saskatoon, Planning & Development

# ARBOR CREEK

## Voter Turn-out (%)

Provincial	2007	64%
Federal	2008	53%
Civic	2009	30%
Federal	2011	55%
Provincial	2011	46%
Civic	2012	33%
Federal	2015	72%
Provincial	2016	37%
Civic	2016	37%
Federal	2019	72%
Provincial	2020	56%
Civic	2020	30%

Source: City of Saskatoon, City Clerk's office; Elections Saskatchewan; and Elections Canada

## Licensed Home-Based Businesses

	2020	2021
Saskatoon	5280	5353
Arbor Creek	113	107

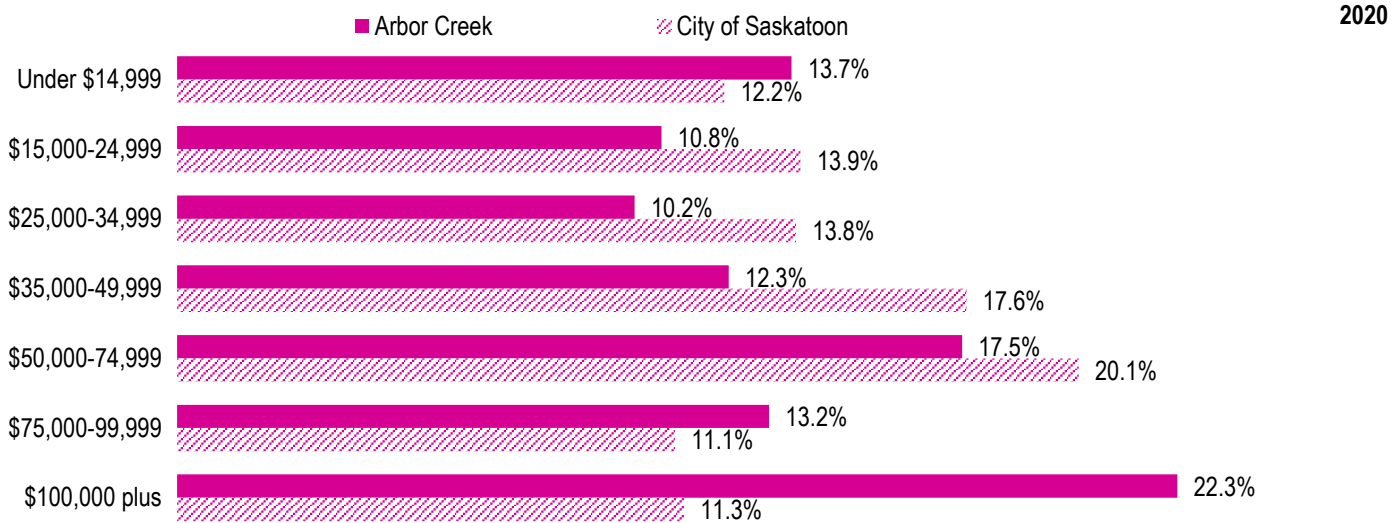
Source: City of Saskatoon, Business License Program

## Labour Force

	2020	
	Arbor Creek	Saskatoon
Labour Force Participation Rate	74.9%	69.4%
Economic Dependency Ratio	13.1%	26.6%
Median Total Income (personal)	\$53,700	\$43,210
Provincial Index of Median Income (base=100)	128.30	103.20
Canadian Index of Median Income (base=100)	132.20	106.30

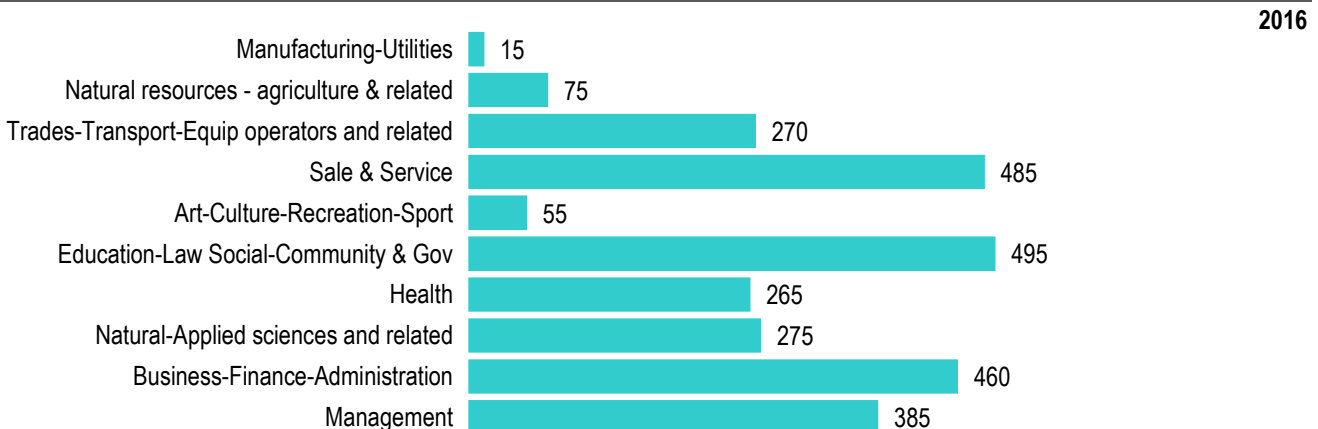
Source: Statistics Canada, Income Statistics Division, T1 Family File (T1FF) based on the final tax file, 2020

## Personal Income



Source: Statistics Canada, Income Statistics Division, T1 Family File (T1FF) based on the final tax file, 2020

## Major Occupation



Source: 2016 Census