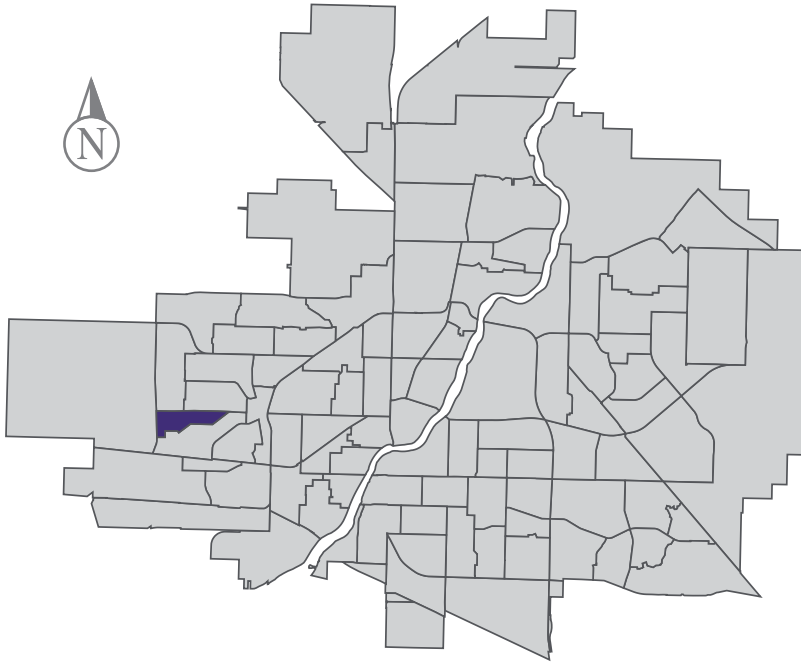


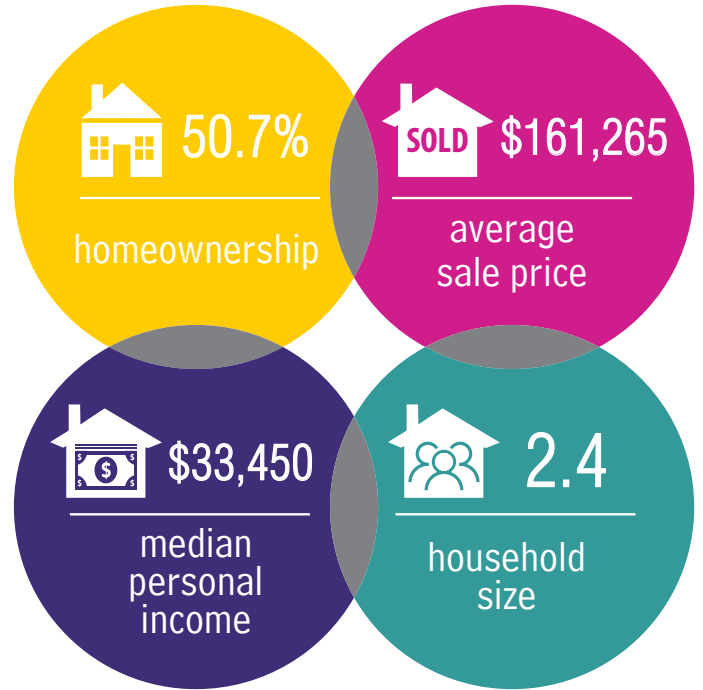
# Blairmore Urban Centre

## MUNICIPAL WARD 3

 Population  
1,742

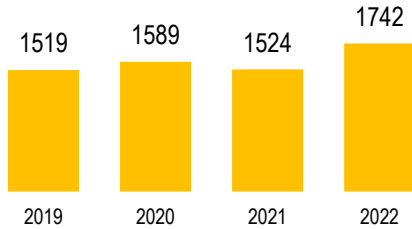


## COMMUNITY QUICK FACTS



# BLAIRMORE URBAN CENTRE

## POPULATION



Source: eHealth Saskatchewan, 2022

## Age Group

2022



Source: eHealth Saskatchewan, 2022

## Ethnic Diversity

|   | 2016 |
|---|------|
| * Higher number indicates greater diversity |      |
| Blairmore Urban Centre                      | 0.35 |
| Saskatoon                                   | 0.45 |

Source: 2016 Census

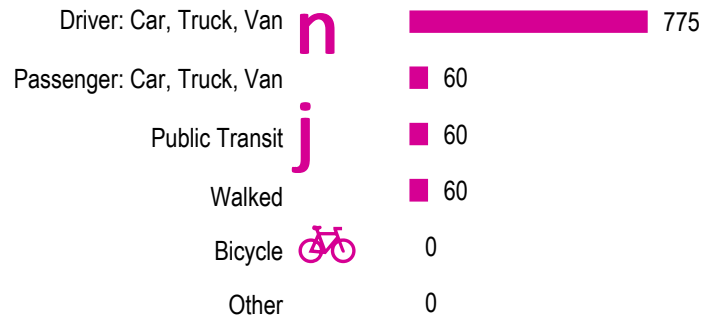
## Mother Tongue

| Top Languages                | 2016 |
|------------------------------|------|
| English                      | 960  |
| Tagalog (Pilipino, Filipino) | 245  |
| Spanish                      | 70   |
| Ukrainian                    | 30   |
| Punjabi (Panjabi)            | 30   |
| Korean                       | 30   |

Source: 2016 Census

## Mode of Travel to Work

2016



Source: 2016 Census Long Form

## Registered Vehicles

|                      | 2020 | 2021 |
|----------------------|------|------|
| Total (LV & PV)      | 996  | 381  |
| Per Person           | 0.6  | 0.2  |
| Saskatoon Per Person | 0.7  | 0.8  |

LV - light vehicles (commercial & private) PV - private passenger vehicle

Source: SGI

## Education Level

2016

|  |     |
|--|-----|
| No Certificate/diploma/degree            | 240 |
| High school certificate or equivalent    | 350 |
| Apprentice/trades certificate/diploma    | 145 |
| College/CEGEP/non-university cert./dipl. | 205 |
| University diploma or degree             | 325 |

Source: 2016 Census Long Form

## Postsecondary Enrolment

|                            | 2019 | 2020 | 2021 |
|----------------------------|------|------|------|
| Saskatchewan Polytechnic   | 37   | 25   | 0    |
| University of Saskatchewan | 38   | 59   | 8    |

Source: Saskatchewan Polytechnic Administrative Office and University of Saskatchewan Registrar's Office

## Enrolment by School

|  | 2019 | 2020 | 2021 |
|--|------|------|------|
| P- Saskatoon Public School             |      |      |      |
| S - Greater Saskatoon Catholic Schools |      |      |      |
| Bethlehem High School (s)              | 1074 | 1108 | 1130 |
| Tommy Douglas Collegiate (p)           | 999  | 1027 | 1048 |

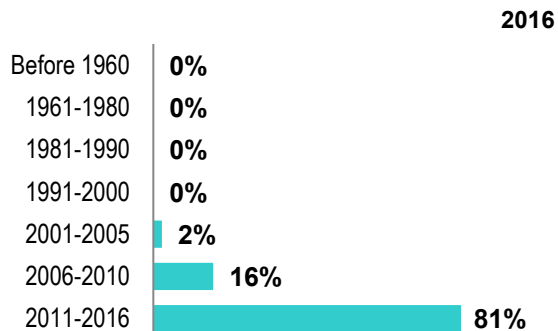
Source: Saskatoon Public School Division & Greater Saskatoon Catholic Schools

## Household Structure

|                            | 2016 |
|----------------------------|------|
| One-family households      | 390  |
| Multiple-family households | 15   |
| Non-family households      | 265  |
| Total lone-parent families | 95   |
| Total households           | 670  |
| Household size             | 2.4  |

Source: 2016 Census

## Age of Dwelling



Source: 2016 Census

## Housing Affordability

| Median Multiple        | 2020 | 2021 |
|------------------------|------|------|
| Saskatoon              | 3.98 | 4.06 |
| Blairmore Urban Centre | 1.99 | 2.03 |

Note: Median Multiple of 3.0 & under is rated as "affordable"

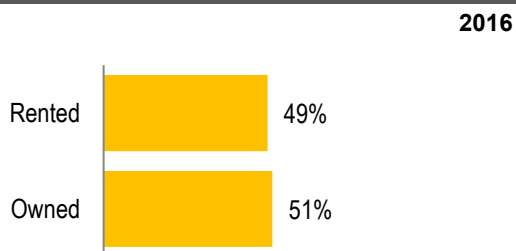
Source: City of Saskatoon, Assessment & Taxation and RBC Economics Research

## Housing Costs

|                                | 2016    |
|--------------------------------|---------|
| Average Owner's Major Payments | \$1,498 |
| Average Gross Rent             | \$1,361 |


Source: 2016 Census

## Housing by Tenure



Source: 2016 Census

## Dwelling Unit Count



|                         |                  |              |
|-------------------------|------------------|--------------|
| Total Dwellings         | 952              |              |
| Neighbourhood Area      | 83.9 hectares    | 207.3 acres  |
| Dwelling Units per Area | 11.3 per hectare | 4.6 per acre |

Source: City of Saskatoon, Planning & Development

## Real Estate Sales

| 2021                       | No. of Sales | Average Price |
|----------------------------|--------------|---------------|
| Condo Townhouse            | 0            | \$ -          |
| High Rise Apt Condo        | 0            | \$ -          |
| Low Rise Apt Condo         | 12           | \$ -          |
| Semi-detached              | 0            | \$ -          |
| Semi-detached - two titles | 0            | \$ -          |
| Single Family Dwelling     | 0            | \$ -          |

Source: City of Saskatoon, Assessment & Taxation

## Park Space

| 2022                     | Hectares | Acres |
|--------------------------|----------|-------|
| Total Park Area          | 18.8     | 46.4  |
| Population per Park Area | 92.8     | 37.5  |

Park Type: N - Neighbourhood D - District MD - Multi-district  
SU - Special Use I - Industrial

|                     |    |      |      |
|---------------------|----|------|------|
| Blairmore Pond      | SU | 4.7  | 11.7 |
| Morris T Cherneskey | MD | 14.0 | 34.7 |

Source: City of Saskatoon, Planning & Development

# BLAIRMORE URBAN CENTRE

## Voter Turn-out (%)

|            |      |     |
|------------|------|-----|
| Provincial | 2007 | N/A |
| Federal    | 2008 | N/A |
| Civic      | 2009 | N/A |
| Federal    | 2011 | N/A |
| Provincial | 2011 | N/A |
| Civic      | 2012 | 28% |
| Federal    | 2015 | 55% |
| Provincial | 2016 | 26% |
| Civic      | 2016 | 26% |
| Federal    | 2019 | 43% |
| Provincial | 2020 | 44% |
| Civic      | 2020 | 16% |

Source: City of Saskatoon, City Clerk's office; Elections Saskatchewan; and Elections Canada

## Licensed Home-Based Businesses

|                        | 2020 | 2021 |
|------------------------|------|------|
| Saskatoon              | 5280 | 5353 |
| Blairmore Urban Centre | 13   | 12   |

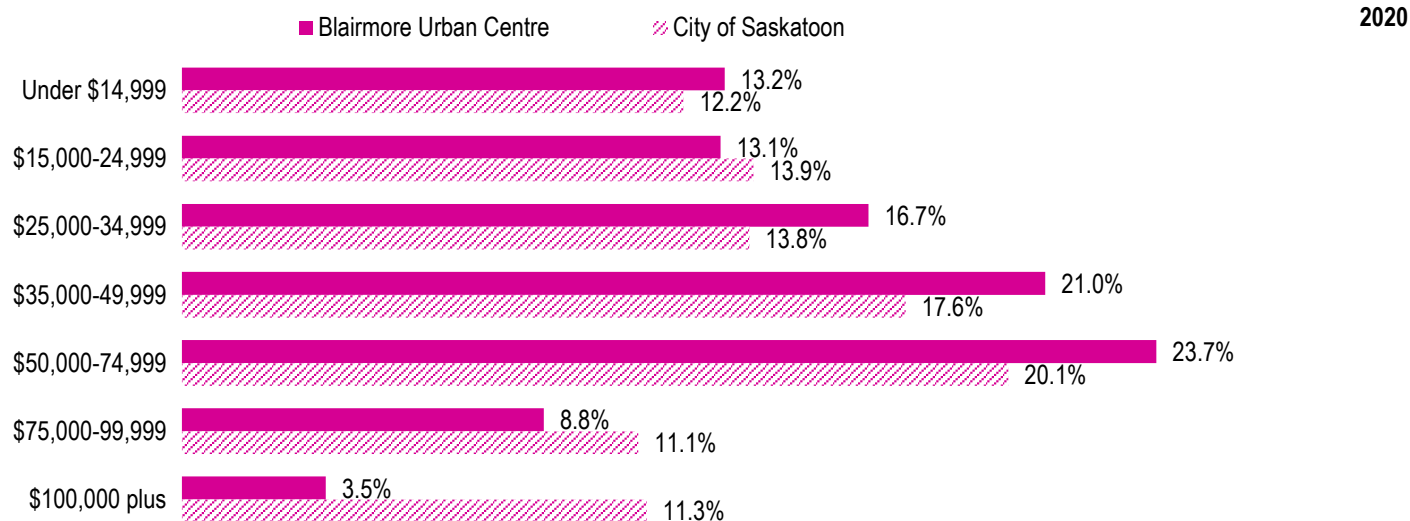
Source: City of Saskatoon, Business License Program

## Labour Force

|  | 2020                   |           |
|--|------------------------|-----------|
|  | Blairmore Urban Centre | Saskatoon |
| Labour Force Participation Rate              | 76.9%                  | 69.4%     |
| Economic Dependency Ratio                    | 30.6%                  | 26.6%     |
| Median Total Income (personal)               | \$39,510               | \$43,210  |
| Provincial Index of Median Income (base=100) | 94.40                  | 103.20    |
| Canadian Index of Median Income (base=100)   | 97.20                  | 106.30    |

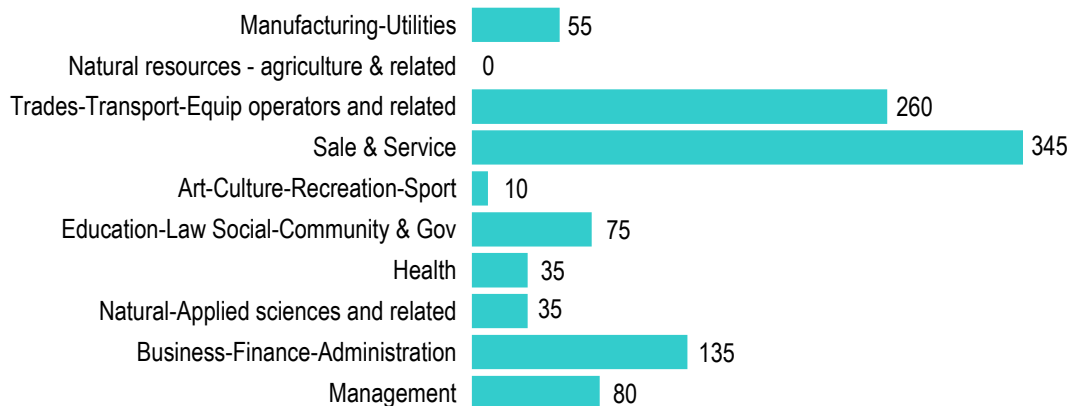
Source: Statistics Canada, Income Statistics Division, T1 Family File (T1FF) based on the final tax file, 2020

## Personal Income



Source: Statistics Canada, Income Statistics Division, T1 Family File (T1FF) based on the final tax file, 2020

## Major Occupation



2016