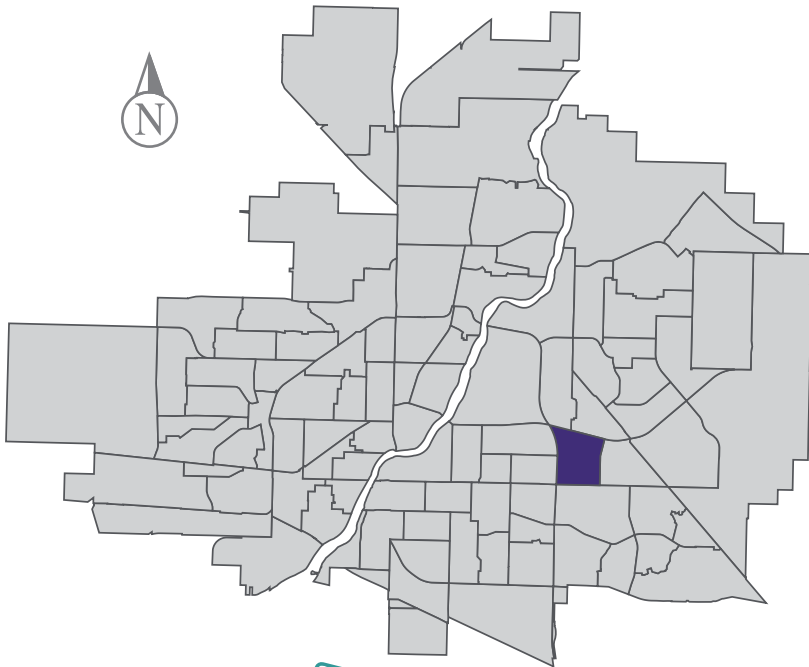


# College Park

## MUNICIPAL WARD 8



Population  
5,980



## COMMUNITY QUICK FACTS



56.8%

homeownership



\$355,929

average  
sale price



\$29,510

median  
personal  
income

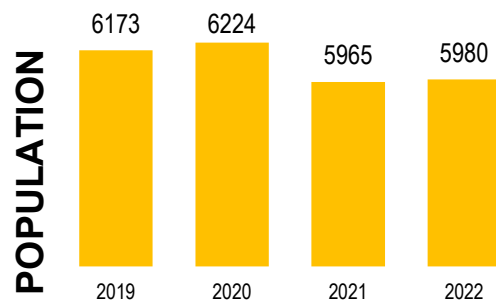


2.5

household  
size




# COLLEGE PARK



Source: eHealth Saskatchewan, 2022

## Age Group



Source: eHealth Saskatchewan, 2022

## Ethnic Diversity

* Higher number indicates greater diversity	<b>2016</b>
College Park	0.75
Saskatoon	0.45

Source: 2016 Census

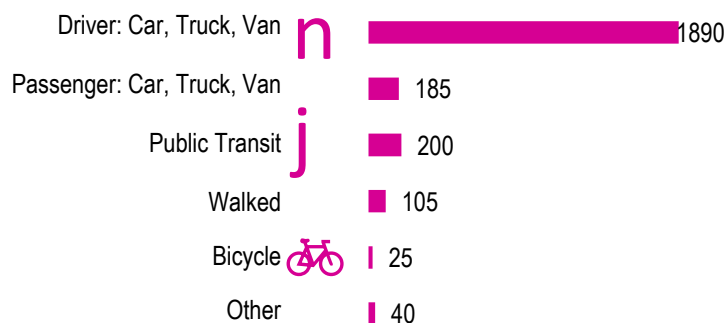
## Mother Tongue

<b>Top Languages</b>	<b>2016</b>
English	3470
Urdu	225
Mandarin	180
Tagalog (Pilipino, Filipino)	180
Ukrainian	120
French	90

Source: 2016 Census

## Mode of Travel to Work

**2016**



Source: 2016 Census Long Form

## Registered Vehicles

	<b>2020</b>	<b>2021</b>
Total (LV & PV)	3352	4332
Per Person	0.5	0.7
Saskatoon Per Person	0.7	0.8

LV - light vehicles (commercial & private) PV - private passenger vehicle

Source: SGI

## Education Level

**2016**

No Certificate/diploma/degree	540
High school certificate or equivalent	1135
Apprentice/trades certificate/diploma	340
College/CEGEP/non-university cert./dipl.	695
University diploma or degree	1405

Source: 2016 Census Long Form

## Postsecondary Enrolment

	<b>2019</b>	<b>2020</b>	<b>2021</b>
Saskatchewan Polytechnic	129	94	91
University of Saskatchewan	325	344	353

Source: Saskatchewan Polytechnic Administrative Office and University of Saskatchewan Registrar's Office

## Enrolment by School

P- Saskatoon Public School

S - Greater Saskatoon Catholic Schools

	<b>2019</b>	<b>2020</b>	<b>2021</b>
Cardinal Leger School (s)	348	311	122
College Park School (p)	447	423	405
Evan Hardy Collegiate (p)	896	865	892

Source: Saskatoon Public School Division & Greater Saskatoon Catholic Schools

## Household Structure

	2016
One-family households	1305
Multiple-family households	15
Non-family households	670
Total lone-parent families	280
Total households	1985
Household size	2.5

Source: 2016 Census

## Age of Dwelling

	2016
Before 1960	7%
1961-1980	76%
1981-1990	12%
1991-2000	4%
2001-2005	1%
2006-2010	1%
2011-2016	0%

Source: 2016 Census

## Housing Affordability

Median Multiple	2020	2021
Saskatoon	3.98	4.06
College Park	3.91	4.13

Note: Median Multiple of 3.0 & under is rated as "affordable"

Source: City of Saskatoon, Assessment & Taxation and RBC Economics Research

## Housing Costs

	2016
Average Owner's Major Payments	\$1,136
Average Gross Rent	\$1,150

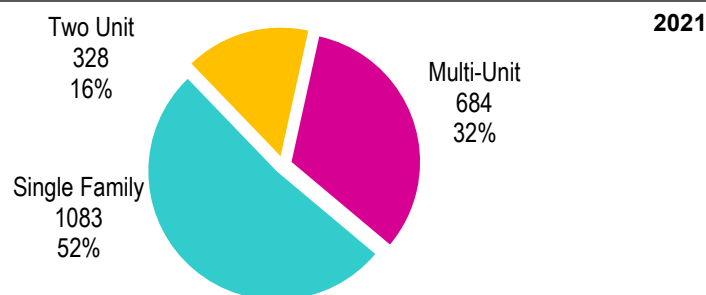
Source: 2016 Census

## Housing by Tenure

	2016
Rented	43%
Owned	57%

Source: 2016 Census

## Dwelling Unit Count



Total Dwellings	2095	
Neighbourhood Area	178.1 hectares	440.2 acres
Dwelling Units per Area	11.8 per hectare	4.8 per acre

Source: City of Saskatoon, Planning & Development

## Real Estate Sales

2021	No. of Sales	Average Price
Condo Townhouse	2	\$ 215,000
High Rise Apt Condo	0	\$ -
Low Rise Apt Condo	5	\$ 109,800
Semi-detached	9	\$ 450,833
Semi-detached - two titles	3	\$ 237,500
Single Family Dwelling	68	\$ 370,836

Source: City of Saskatoon, Assessment & Taxation

## Park Space

2022	Hectares	Acres
Total Park Area	6.7	16.5
Population per Park Area	895.3	362.3

Park Type: N - Neighbourhood D - District MD - Multi-district  
SU- Special Use I - Industrial

Dr Gerhard Herzberg	N	5.0	12.3
Glacier	N	1.7	4.2

Source: City of Saskatoon, Planning & Development

# COLLEGE PARK

## Voter Turn-out (%)

Provincial	2007	64%
Federal	2008	49%
Civic	2009	27%
Federal	2011	57%
Provincial	2011	53%
Civic	2012	27%
Federal	2015	69%
Provincial	2016	40%
Civic	2016	27%
Federal	2019	70%
Provincial	2020	54%
Civic	2020	27%

Source: City of Saskatoon, City Clerk's office; Elections Saskatchewan; and Elections Canada

## Licensed Home-Based Businesses

	2020	2021
Saskatoon	5280	5353
College Park	105	104

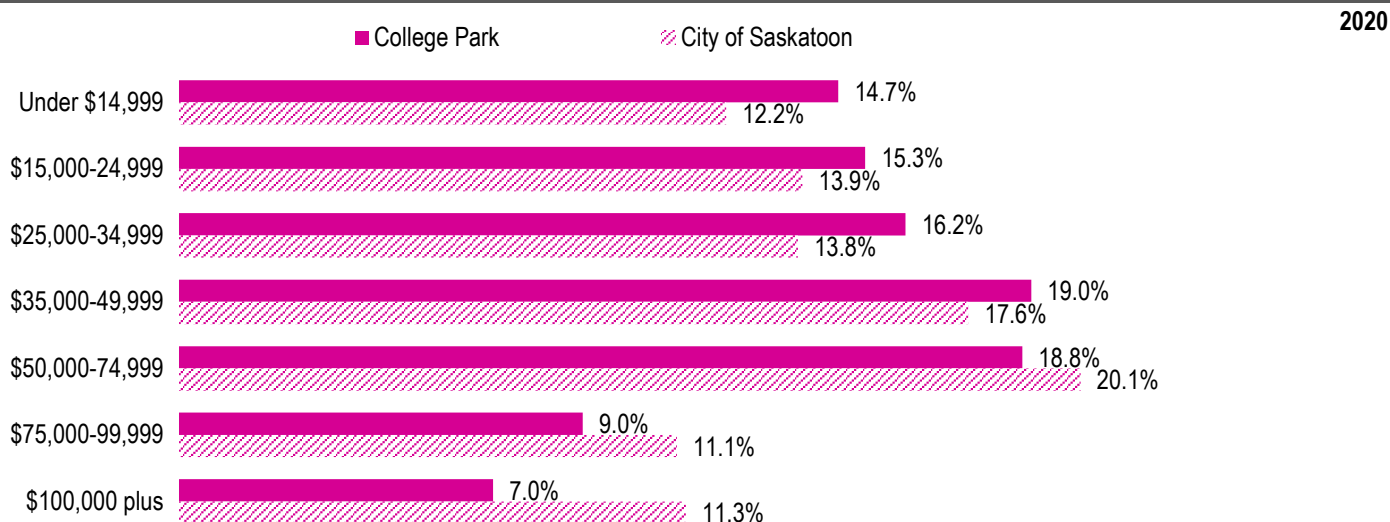
Source: City of Saskatoon, Business License Program

## Labour Force

	2020	
	College Park	Saskatoon
Labour Force Participation Rate	67.8%	69.4%
Economic Dependency Ratio	35.5%	26.6%
Median Total Income (personal)	\$37,730	\$43,210
Provincial Index of Median Income (base=100)	90.20	103.20
Canadian Index of Median Income (base=100)	92.90	106.30

Source: Statistics Canada, Income Statistics Division, T1 Family File (T1FF) based on the final tax file, 2020

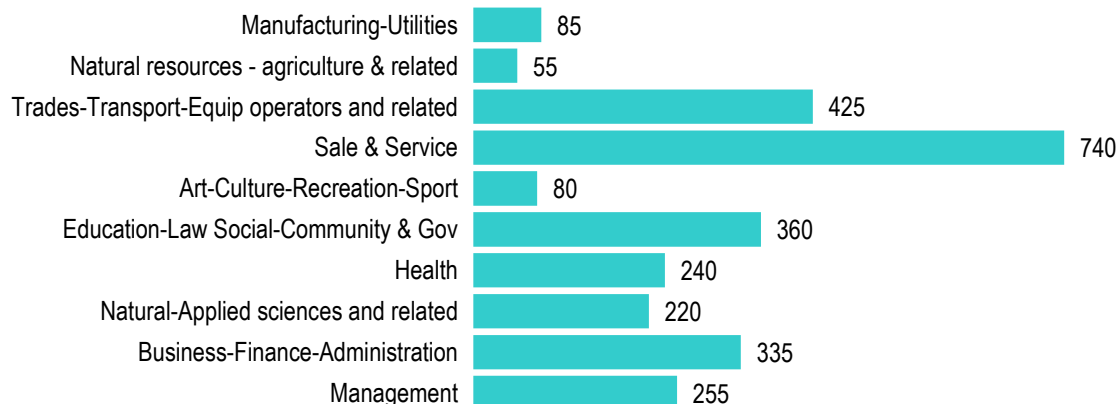
## Personal Income



Source: Statistics Canada, Income Statistics Division, T1 Family File (T1FF) based on the final tax file, 2020

## Major Occupation

2016



Source: 2016 Census