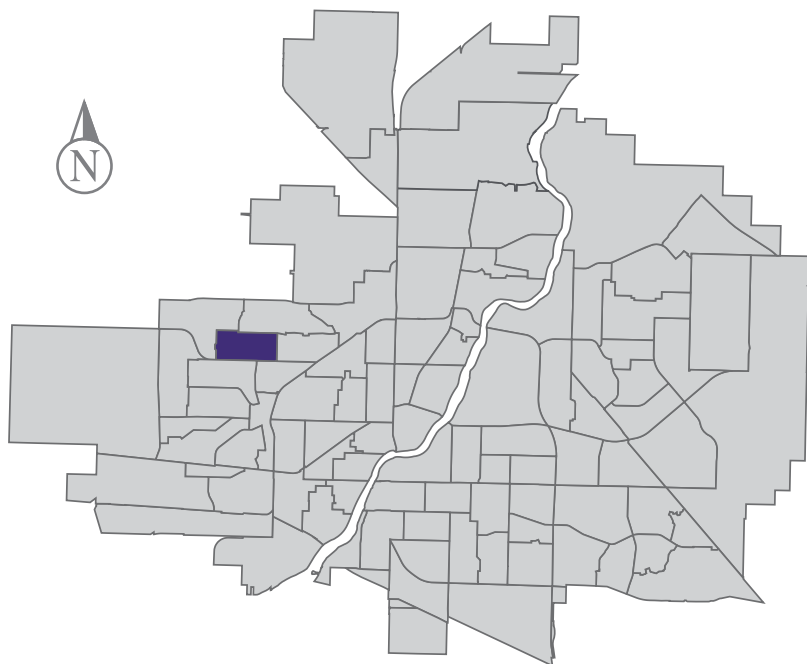


# Dundonald

## MUNICIPAL WARD 4



Population  
5,810



## COMMUNITY QUICK FACTS



80.0%

homeownership



\$287,818

average  
sale price



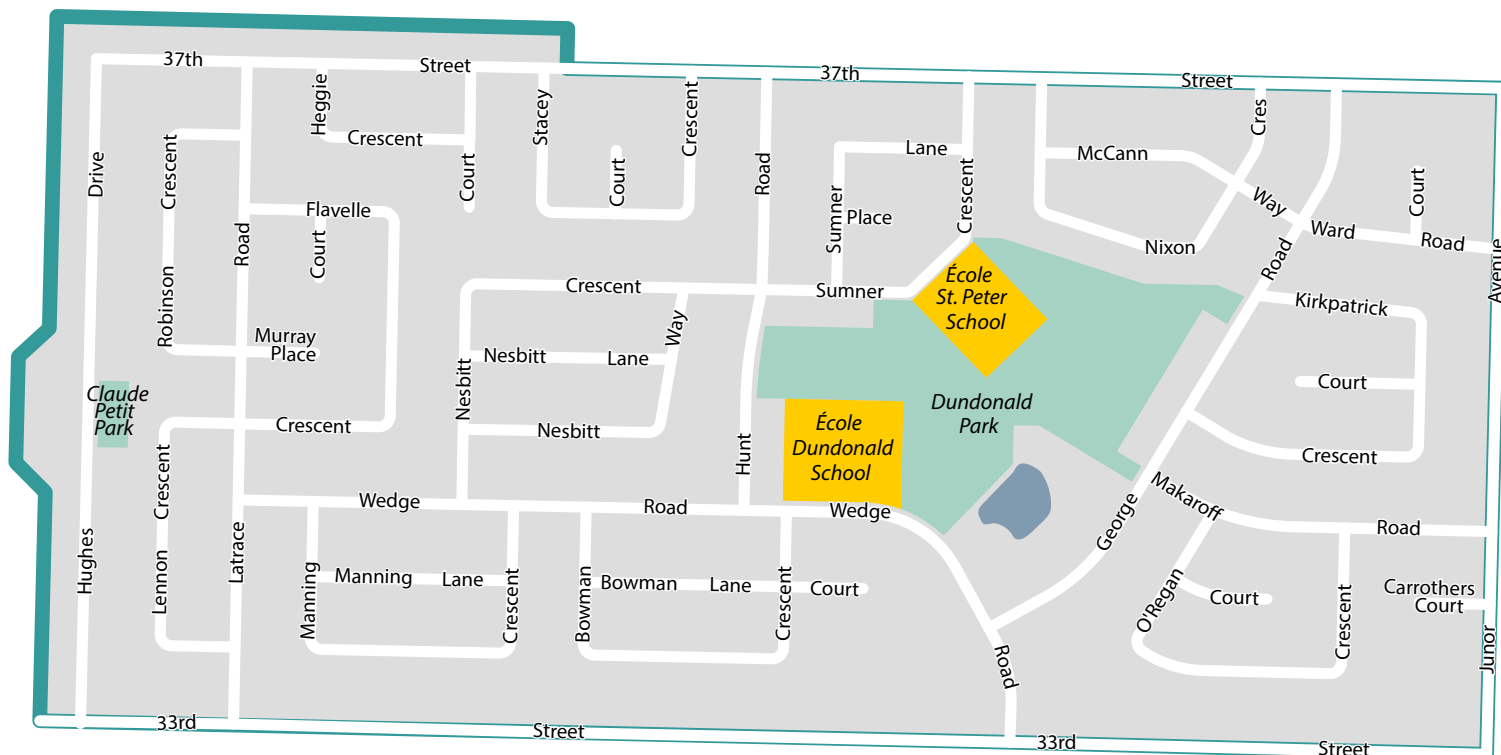
\$40,700

median  
personal  
income



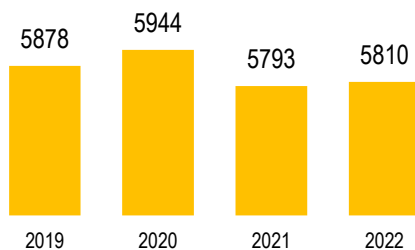
2.7

household  
size



# DUNDONALD

## POPULATION



Source: eHealth Saskatchewan, 2022

## Age Group

2022



Source: eHealth Saskatchewan, 2022

## Ethnic Diversity

* Higher number indicates greater diversity	2016
Dundonald	0.57
Saskatoon	0.45

Source: 2016 Census

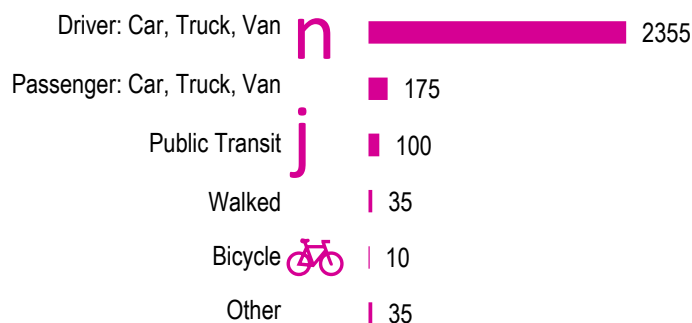
## Mother Tongue

Top Languages	2016
English	4015
Tagalog (Pilipino, Filipino)	260
Urdu	55
Ukrainian	50
Vietnamese	40
French	40

Source: 2016 Census

## Mode of Travel to Work

2016



Source: 2016 Census Long Form

## Registered Vehicles

	2020	2021
Total (LV & PV)	3718	4337
Per Person	0.6	0.7
Saskatoon Per Person	0.7	0.8

LV - light vehicles (commercial & private) PV - private passenger vehicle

Source: SGI

## Education Level

2016

No Certificate/diploma/degree	615
High school certificate or equivalent	1430
Apprentice/trades certificate/diploma	430
College/CEGEP/non-university cert./dipl.	760
University diploma or degree	730

Source: 2016 Census Long Form

## Postsecondary Enrolment

	2019	2020	2021
Saskatchewan Polytechnic	118	85	93
University of Saskatchewan	162	165	0

Source: Saskatchewan Polytechnic Administrative Office and University of Saskatchewan Registrar's Office

## Enrolment by School

P- Saskatoon Public School

S - Greater Saskatoon Catholic Schools

	2019	2020	2021
Dundonald School (p)	467	462	749
St. Peter School (s)	519	556	452

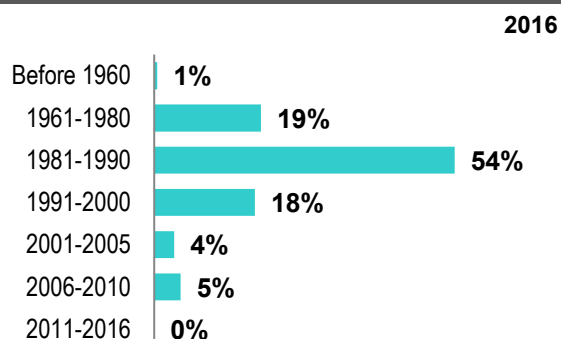
Source: Saskatoon Public School Division & Greater Saskatoon Catholic Schools

## Household Structure

	2016
One-family households	1365
Multiple-family households	35
Non-family households	400
Total lone-parent families	290
Total households	1800
Household size	2.7

Source: 2016 Census

## Age of Dwelling



Source: 2016 Census

## Housing Affordability

Median Multiple	2020	2021
Saskatoon	3.98	4.06
Dundonald	3.56	4.16

Note: Median Multiple of 3.0 & under is rated as "affordable"

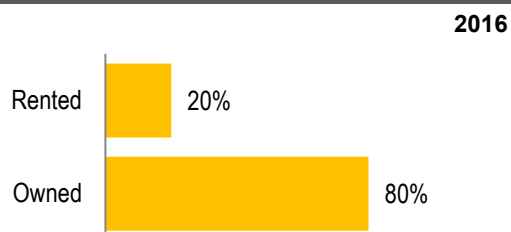
Source: City of Saskatoon, Assessment & Taxation and RBC Economics Research

## Housing Costs

	2016
Average Owner's Major Payments	\$1,325
Average Gross Rent	\$1,146

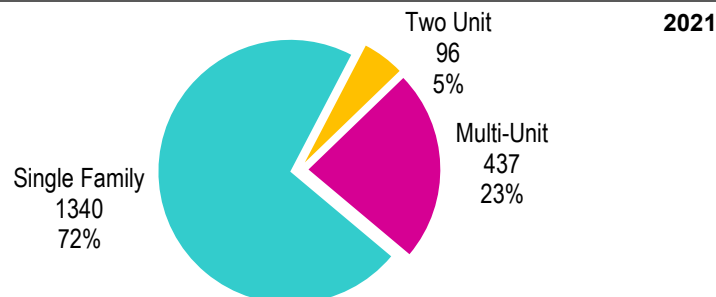
Source: 2016 Census

## Housing by Tenure



Source: 2016 Census

## Dwelling Unit Count



Total Dwellings	1873	
Neighbourhood Area	132.2 hectares	326.7 acres
Dwelling Units per Area	14.2 per hectare	5.7 per acre

Source: City of Saskatoon, Planning & Development

## Real Estate Sales

2021	No. of Sales	Average Price
Condo Townhouse	0	\$ -
High Rise Apt Condo	0	\$ -
Low Rise Apt Condo	19	\$ 100,811
Semi-detached	2	\$ 348,500
Semi-detached - two titles	1	\$ 275,000
Single Family Dwelling	64	\$ 341,640

Source: City of Saskatoon, Assessment & Taxation

## Park Space

2022	Hectares	Acres
Total Park Area	8.1	20.0
Population per Park Area	717.9	290.5

Park Type: N - Neighbourhood D - District MD - Multi-district  
SU - Special Use I - Industrial

Claude Petit	N	0.3	0.7
Dundonald	N	7.8	19.3

Source: City of Saskatoon, Planning & Development

# DUNDONALD

## Voter Turn-out (%)

Provincial	2007	68%
Federal	2008	47%
Civic	2009	29%
Federal	2011	50%
Provincial	2011	51%
Civic	2012	28%
Federal	2015	70%
Provincial	2016	32%
Civic	2016	26%
Federal	2019	61%
Provincial	2020	49%
Civic	2020	20%

Source: City of Saskatoon, City Clerk's office; Elections Saskatchewan; and Elections Canada

## Licensed Home-Based Businesses

	2020	2021
Saskatoon	5280	5353
Dundonald	88	84

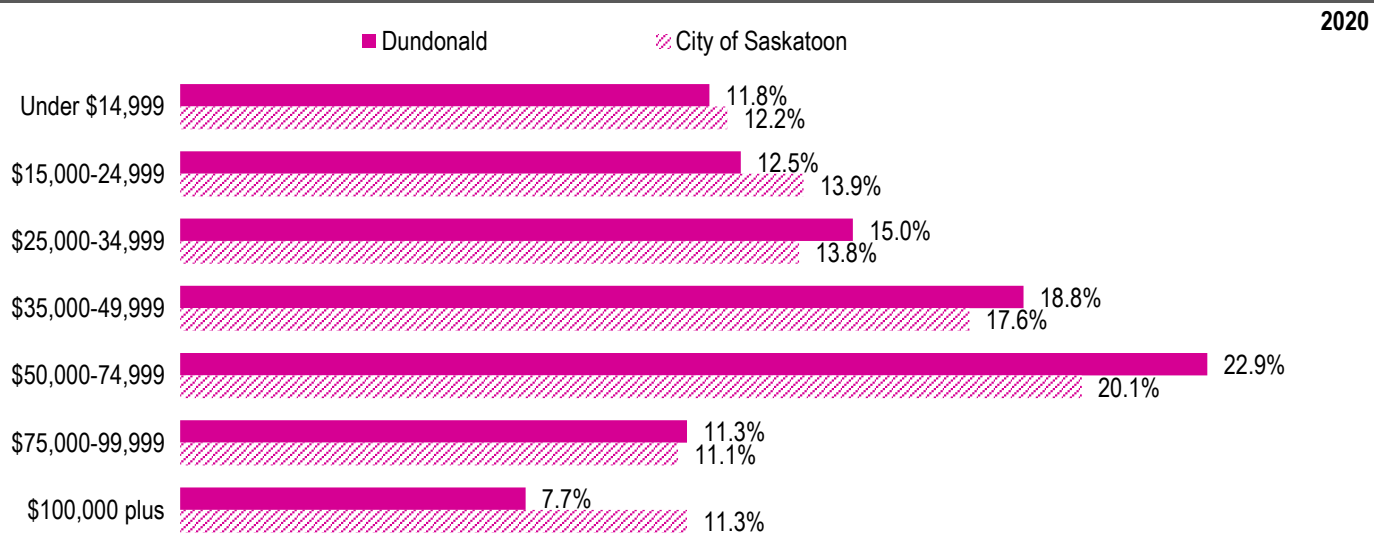
Source: City of Saskatoon, Business License Program

## Labour Force

	2020	
	Dundonald	Saskatoon
Labour Force Participation Rate	74.1%	69.4%
Economic Dependency Ratio	25.9%	26.6%
Median Total Income (personal)	\$43,450	\$43,210
Provincial Index of Median Income (base=100)	103.80	103.20
Canadian Index of Median Income (base=100)	106.90	106.30

Source: Statistics Canada, Income Statistics Division, T1 Family File (T1FF) based on the final tax file, 2020

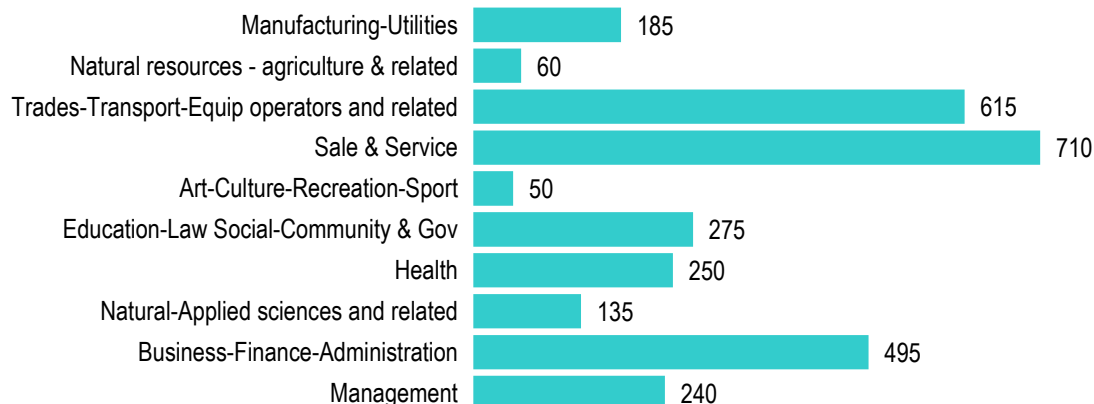
## Personal Income



Source: Statistics Canada, Income Statistics Division, T1 Family File (T1FF) based on the final tax file, 2020

## Major Occupation

2016



Source: 2016 Census