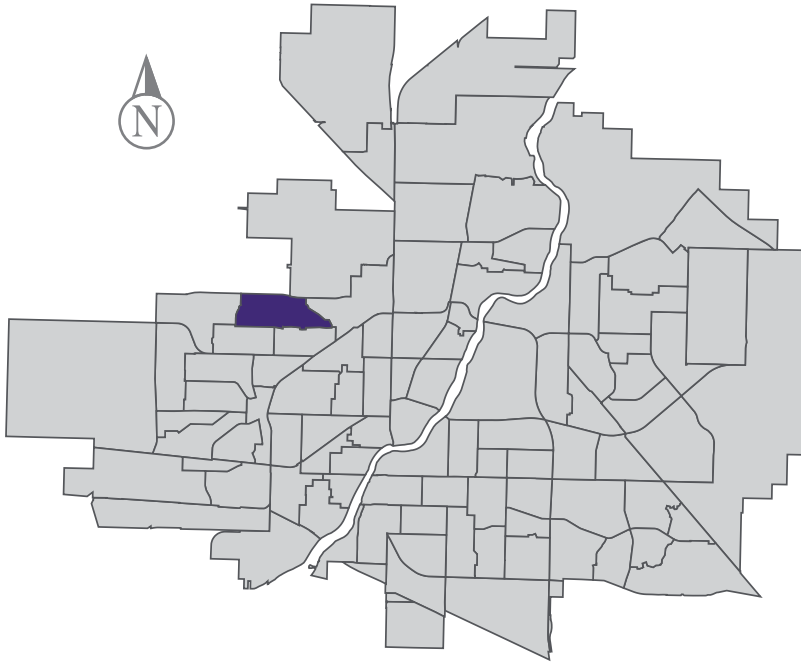


# Hampton Village

## MUNICIPAL WARD 4



Population  
8,989



## COMMUNITY QUICK FACTS



90.3%

homeownership



\$338,057

average  
sale price



\$44,850

median  
personal  
income

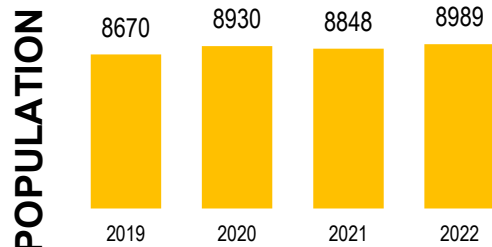


3.2

household  
size

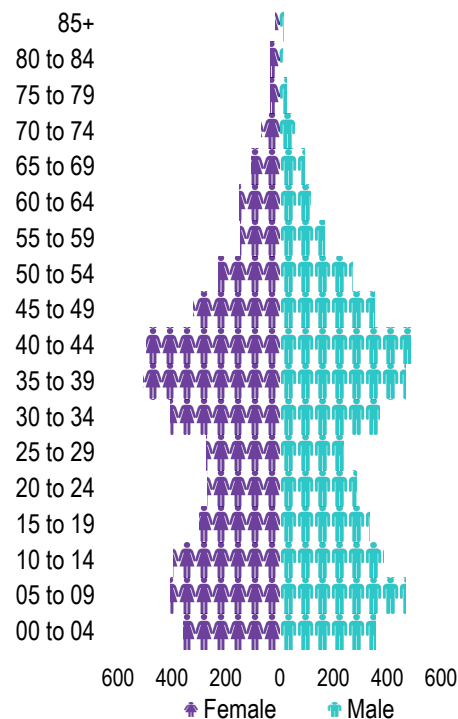


# HAMPTON VILLAGE



Source: eHealth Saskatchewan, 2022

## Age Group



Source: eHealth Saskatchewan, 2022

## Ethnic Diversity

\* Higher number indicates greater diversity

Location	2016
Hampton Village	1.50
Saskatoon	0.45

Source: 2016 Census

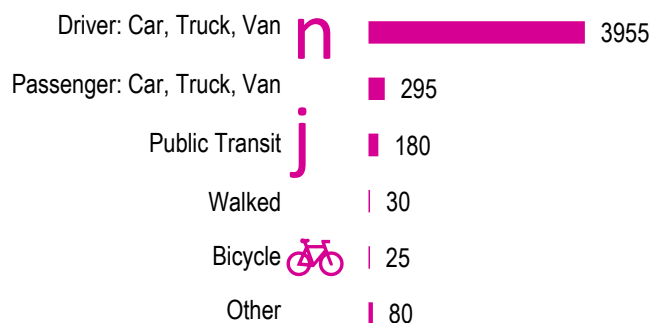
## Mother Tongue

Top Languages	2016
English	5460
Tagalog (Pilipino, Filipino)	725
Punjabi (Panjabi)	395
Urdu	285
Cebuano	130
Bengali	105

Source: 2016 Census

## Mode of Travel to Work

2016



Source: 2016 Census Long Form

## Registered Vehicles

	2020	2021
Total (LV & PV)	5289	6044
Per Person	0.6	0.7
Saskatoon Per Person	0.7	0.8

LV - light vehicles (commercial & private) PV - private passenger vehicle

Source: SGI

## Education Level

	2016
No Certificate/diploma/degree	635
High school certificate or equivalent	1580
Apprentice/trades certificate/diploma	605
College/CEGEP/non-university cert./dipl.	1250
University diploma or degree	1980

Source: 2016 Census Long Form

## Postsecondary Enrolment

	2019	2020	2021
Saskatchewan Polytechnic	168	103	110
University of Saskatchewan	224	251	0

Source: Saskatchewan Polytechnic Administrative Office and University of Saskatchewan Registrar's Office

## Enrolment by School

	2019	2020	2021
P- Saskatoon Public School			
Ernest Lindner School (p)	732	732	749
St. Lorenzo Ruiz School (s)	532	560	583
S - Greater Saskatoon Catholic Schools			

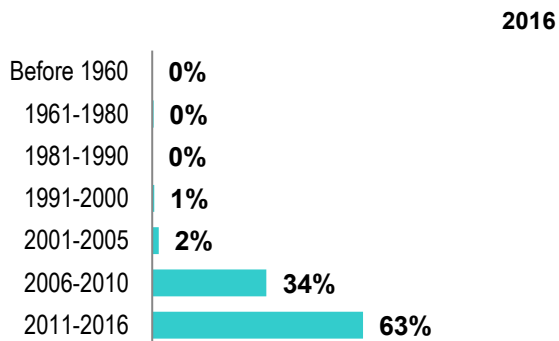
Source: Saskatoon Public School Division & Greater Saskatoon Catholic Schools

## Household Structure

	2016
One-family households	1995
Multiple-family households	115
Non-family households	515
Total lone-parent families	265
Total households	2620
Household size	3.2

Source: 2016 Census

## Age of Dwelling



Source: 2016 Census

## Housing Affordability

Median Multiple	2020	2021
Saskatoon	3.98	4.06
Hampton Village	4.04	4.74

Note: Median Multiple of 3.0 & under is rated as "affordable"

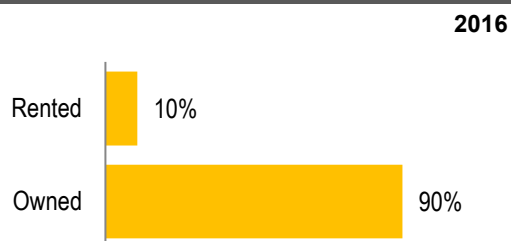
Source: City of Saskatoon, Assessment & Taxation and RBC Economics Research

## Housing Costs

	2016
Average Owner's Major Payments	\$1,928
Average Gross Rent	\$1,344

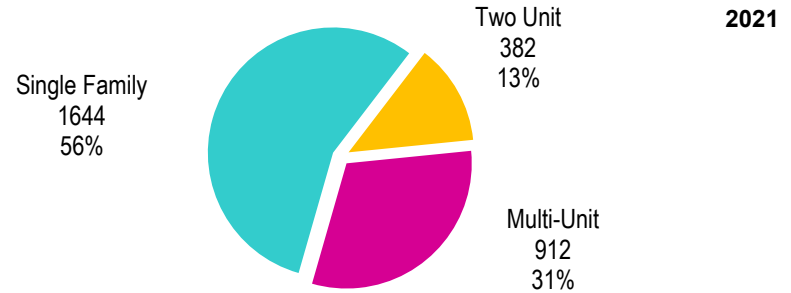
Source: 2016 Census

## Housing by Tenure



Source: 2016 Census

## Dwelling Unit Count



Total Dwellings	2938	
Neighbourhood Area	193.0 hectares	477.0 acres
Dwelling Units per Area	15.2 per hectare	6.2 per acre

Source: City of Saskatoon, Planning & Development

## Real Estate Sales

2021	No. of Sales	Average Price
Condo Townhouse	20	\$ 180,868
High Rise Apt Condo	0	\$ -
Low Rise Apt Condo	19	\$ 199,111
Semi-detached	0	\$ -
Semi-detached - two titles	2	\$ 290,000
Single Family Dwelling	127	\$ 406,505

Source: City of Saskatoon, Assessment & Taxation

## Park Space

2022	Hectares	Acres
Total Park Area	23.6	58.3
Population per Park Area	381.0	154.2

Park Type: N - Neighbourhood D - District MD - Multi-district  
SU - Special Use I - Industrial

Al Anderson	N	7.7	19.1
Anita Langford	N	6.0	14.9
C Jack MacKenzie	N	1.3	3.2
Driggins Car Club	N	5.5	13.5
Hampton Village Square	SU	0.5	1.2
Paul Mostoway	N	1.6	4.0
Rendall	N	0.3	0.7
Rik Sternberg	N	0.7	1.7

Source: City of Saskatoon, Planning & Development

# HAMPTON VILLAGE

## Voter Turn-out (%)

Provincial	2007	73%
Federal	2008	40%
Civic	2009	36%
Federal	2011	70%
Provincial	2011	43%
Civic	2012	54%
Federal	2015	67%
Provincial	2016	36%
Civic	2016	29%
Federal	2019	59%
Provincial	2020	50%
Civic	2020	19%

Source: City of Saskatoon, City Clerk's office; Elections Saskatchewan; and Elections Canada

## Licensed Home-Based Businesses

	2020	2021
Saskatoon	5280	5353
Hampton Village	205	210

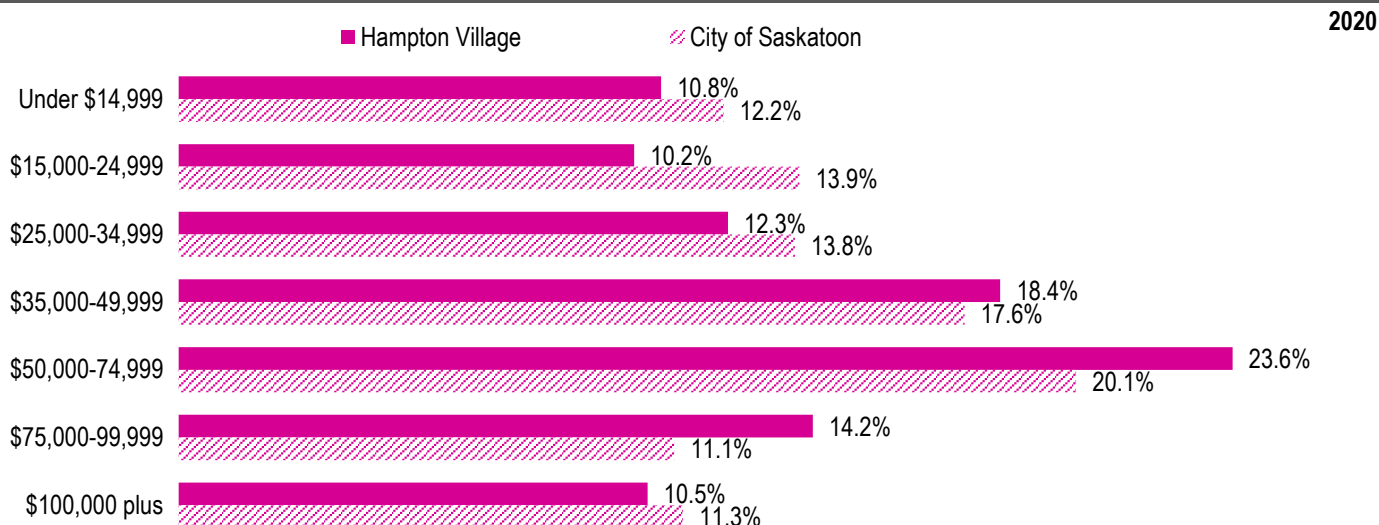
Source: City of Saskatoon, Business License Program

## Labour Force

	2020	
	Hampton Village	Saskatoon
Labour Force Participation Rate	82.3%	69.4%
Economic Dependency Ratio	17.2%	26.6%
Median Total Income (personal)	\$48,410	\$43,210
Provincial Index of Median Income (base=100)	115.70	103.20
Canadian Index of Median Income (base=100)	119.10	106.30

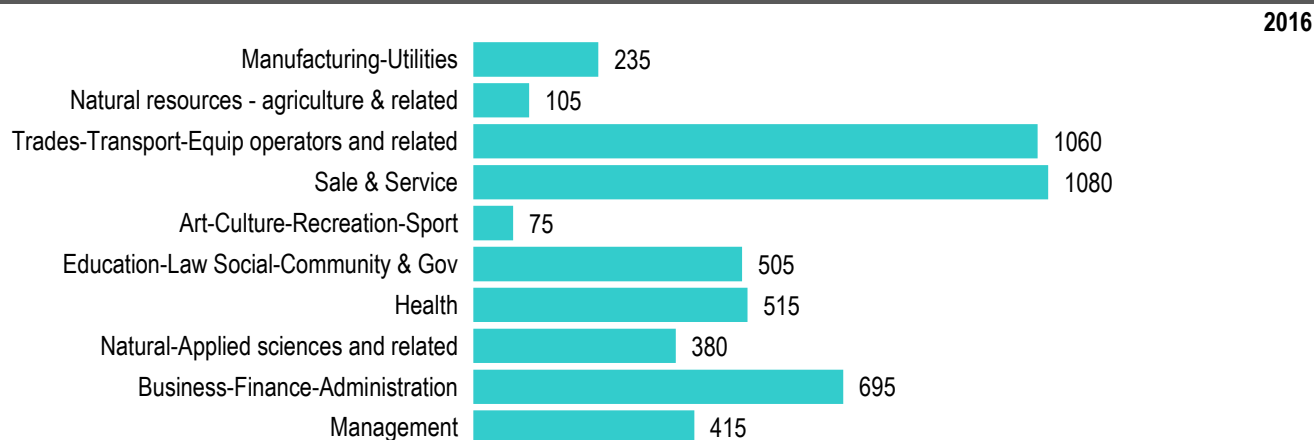
Source: Statistics Canada, Income Statistics Division, T1 Family File (T1FF) based on the final tax file, 2020

## Personal Income



Source: Statistics Canada, Income Statistics Division, T1 Family File (T1FF) based on the final tax file, 2020

## Major Occupation



Source: 2016 Census