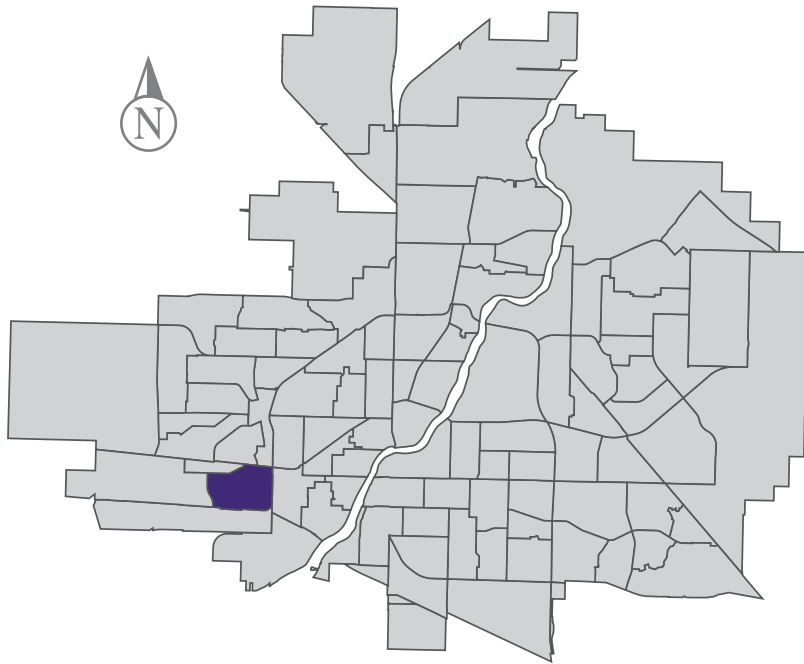


Montgomery Place

MUNICIPAL WARD 2



Population
3,237



COMMUNITY QUICK FACTS



77.2%

homeownership



\$432,211

average
sale price



\$46,040

median
personal
income



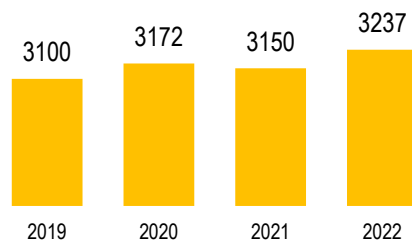
2.6

household
size



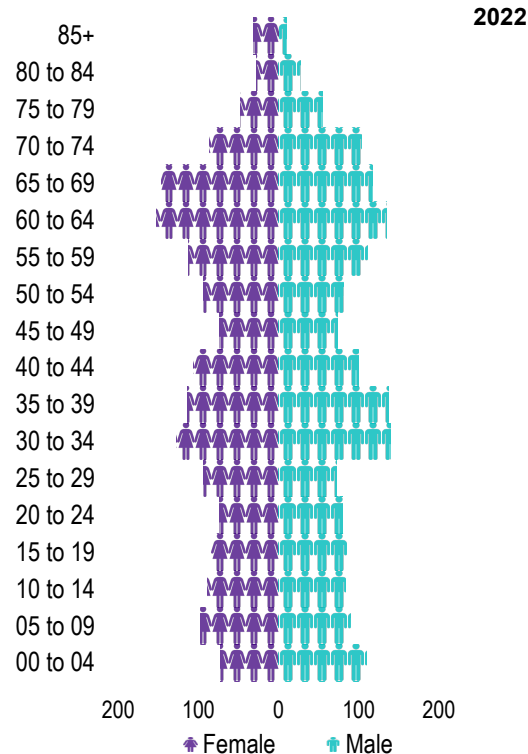
MONTGOMERY PLACE

POPULATION



Source: eHealth Saskatchewan, 2022

Age Group



Source: eHealth Saskatchewan, 2022

Ethnic Diversity

* Higher number indicates greater diversity	2016
Montgomery Place	0.25
Saskatoon	0.45

Source: 2016 Census

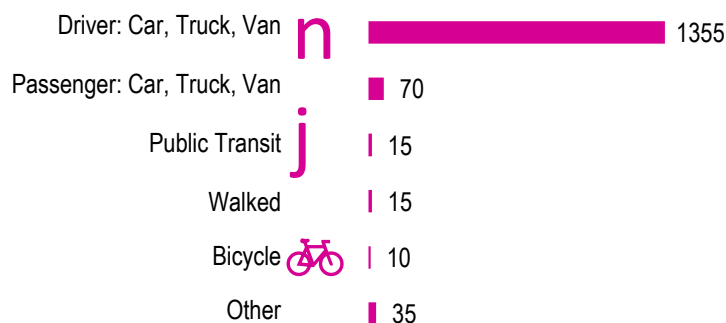
Mother Tongue

Top Languages	2016
English	2475
French	60
Spanish	45
Ukrainian	40
Bengali	30

Source: 2016 Census

Mode of Travel to Work

2016



Source: 2016 Census Long Form

Registered Vehicles

	2020	2021
Total (LV & PV)	2459	4039
Per Person	0.8	1.2
Saskatoon Per Person	0.7	0.8

LV - light vehicles (commercial & private) PV - private passenger vehicle

Source: SGI

Education Level

	2016
No Certificate/diploma/degree	310
High school certificate or equivalent	720
Apprentice/trades certificate/diploma	315
College/CEGEP/non-university cert./dipl.	430
University diploma or degree	535

Source: 2016 Census Long Form

Postsecondary Enrolment

	2019	2020	2021
Saskatchewan Polytechnic	36	24	31
University of Saskatchewan	101	88	0

Source: Saskatchewan Polytechnic Administrative Office and University of Saskatchewan Registrar's Office

Enrolment by School

	2019	2020	2021
P- Saskatoon Public School			
Montgomery School (p)	288	277	271
St. Dominic School (s)	179	177	190
S - Greater Saskatoon Catholic Schools			

Source: Saskatoon Public School Division & Greater Saskatoon Catholic Schools

Household Structure

	2016
One-family households	835
Multiple-family households	20
Non-family households	225
Total lone-parent families	120
Total households	1080
Household size	2.6

Source: 2016 Census

Age of Dwelling

	2016
Before 1960	21%
1961-1980	42%
1981-1990	15%
1991-2000	5%
2001-2005	2%
2006-2010	1%
2011-2016	14%

Source: 2016 Census

Housing Affordability

Median Multiple	2020	2021
Saskatoon	3.98	4.06
Montgomery Place	4.74	5.12

Note: Median Multiple of 3.0 & under is rated as "affordable"

Source: City of Saskatoon, Assessment & Taxation and RBC Economics Research

Housing Costs

	2016
Average Owner's Major Payments	\$1,339
Average Gross Rent	\$1,273

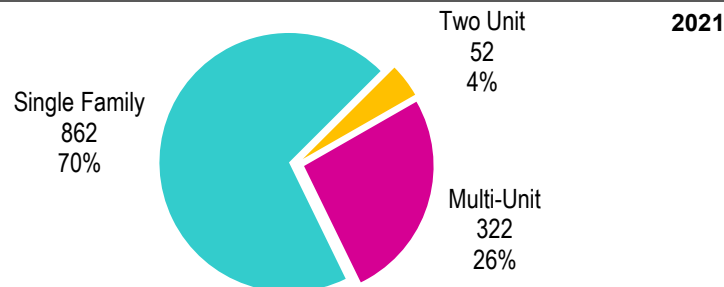
Source: 2016 Census

Housing by Tenure

	2016
Rented	23%
Owned	77%

Source: 2016 Census

Dwelling Unit Count



Total Dwellings	1236	
Neighbourhood Area	193.3 hectares	477.7 acres
Dwelling Units per Area	6.4 per hectare	2.6 per acre

Source: City of Saskatoon, Planning & Development

Real Estate Sales

2021	No. of Sales	Average Price
Condo Townhouse	0	\$ -
High Rise Apt Condo	0	\$ -
Low Rise Apt Condo	0	\$ -
Semi-detached	0	\$ -
Semi-detached - two titles	0	\$ -
Single Family Dwelling	24	\$ 452,196

Source: City of Saskatoon, Assessment & Taxation

Park Space

2022	Hectares	Acres
Total Park Area	6.2	15.3
Population per Park Area	523.8	212.0

Park Type: N - Neighbourhood D - District MD - Multi-district
SU- Special Use I - Industrial

Gougeon	N	0.9	2.3
Lt Colonel D Walker	N	0.8	1.9
Lt General GG Simonds	N	1.1	2.8
Montgomery	N	3.4	8.3

Source: City of Saskatoon, Planning & Development

MONTGOMERY PLACE

Voter Turn-out (%)

Provincial	2007	75%
Federal	2008	60%
Civic	2009	36%
Federal	2011	62%
Provincial	2011	62%
Civic	2012	42%
Federal	2015	80%
Provincial	2016	47%
Civic	2016	46%
Federal	2019	76%
Provincial	2020	57%
Civic	2020	30%

Source: City of Saskatoon, City Clerk's office; Elections Saskatchewan; and Elections Canada

Licensed Home-Based Businesses

	2020	2021
Saskatoon	5280	5353
Montgomery Place	97	96

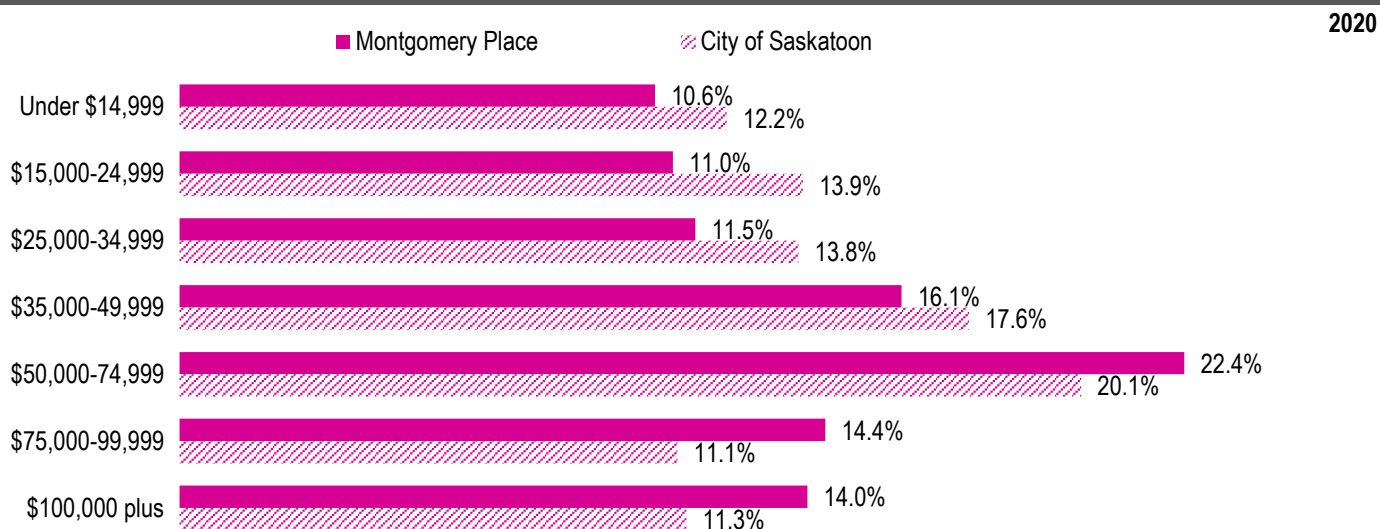
Source: City of Saskatoon, Business License Program

Labour Force

	2020	
	Montgomery Place	Saskatoon
Labour Force Participation Rate	71.4%	69.4%
Economic Dependency Ratio	22.2%	26.6%
Median Total Income (personal)	\$50,860	\$43,210
Provincial Index of Median Income (base=100)	121.50	103.20
Canadian Index of Median Income (base=100)	125.20	106.30

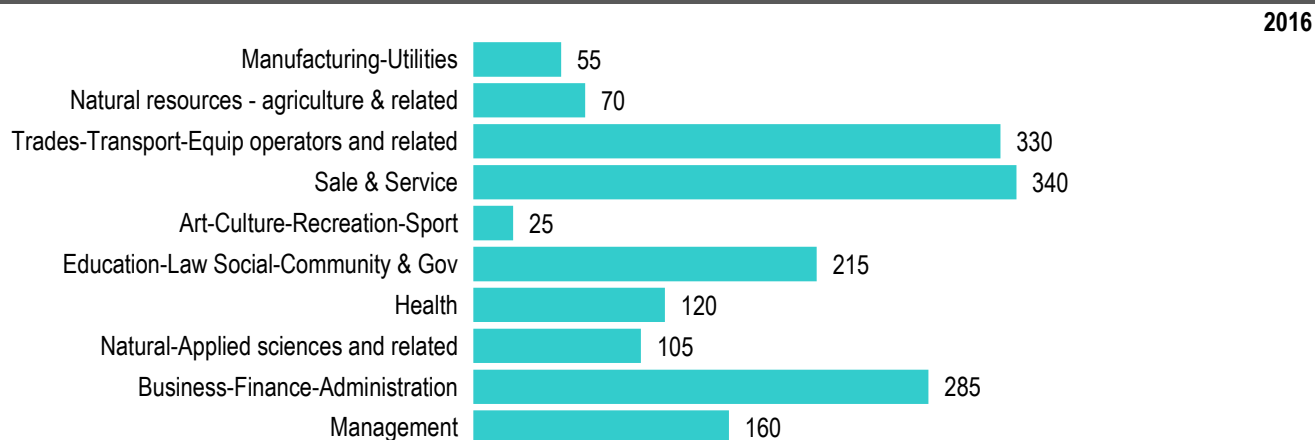
Source: Statistics Canada, Income Statistics Division, T1 Family File (T1FF) based on the final tax file, 2020

Personal Income



Source: Statistics Canada, Income Statistics Division, T1 Family File (T1FF) based on the final tax file, 2020

Major Occupation



Source: 2016 Census