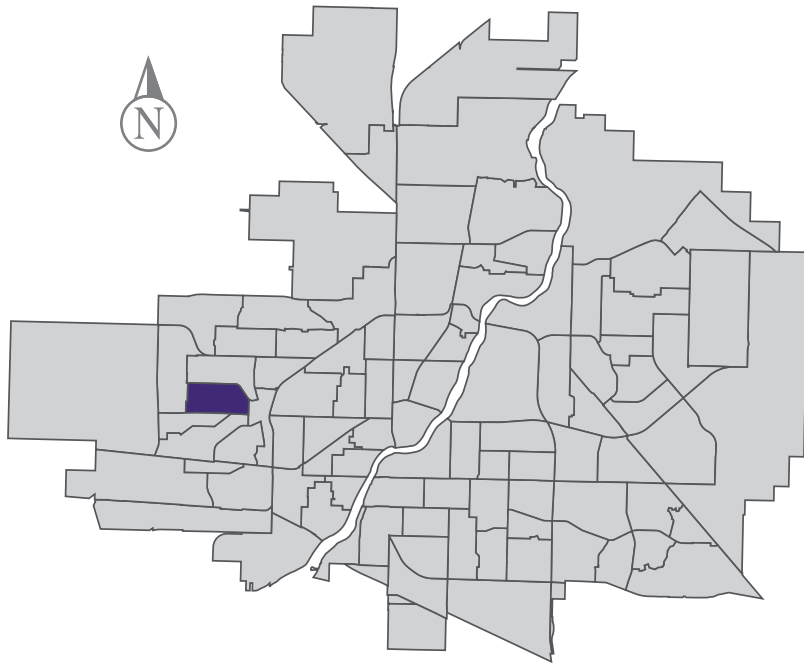


# Pacific Heights

## MUNICIPAL WARD 3



Population  
4,499



## COMMUNITY QUICK FACTS



76.2%

homeownership



\$279,523

average  
sale price



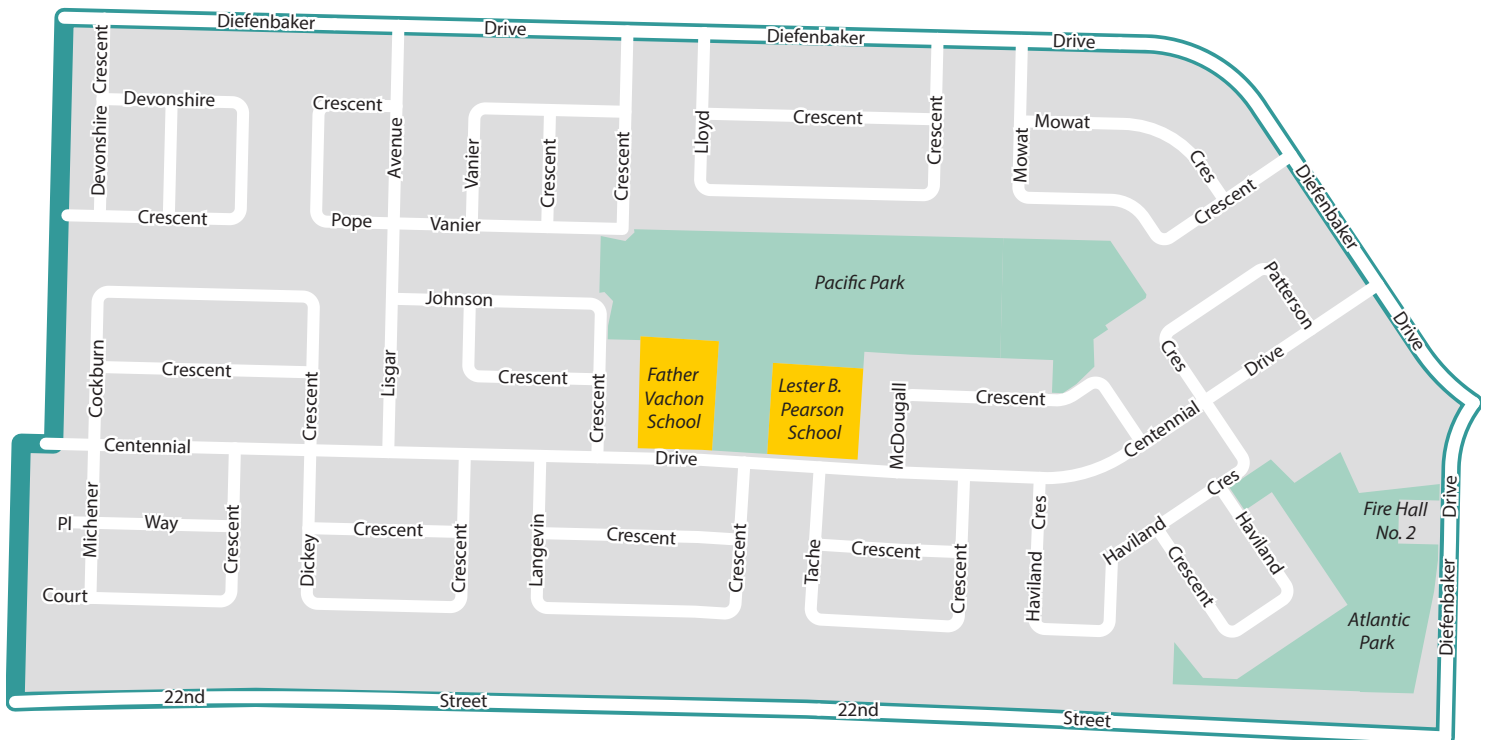
\$35,390

median  
personal  
income

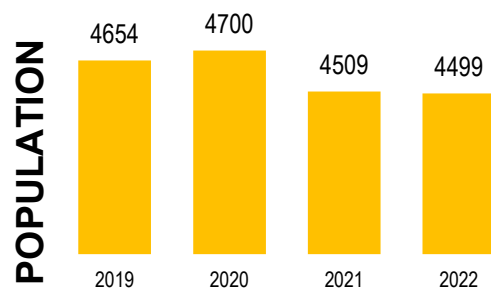


3.0

household  
size

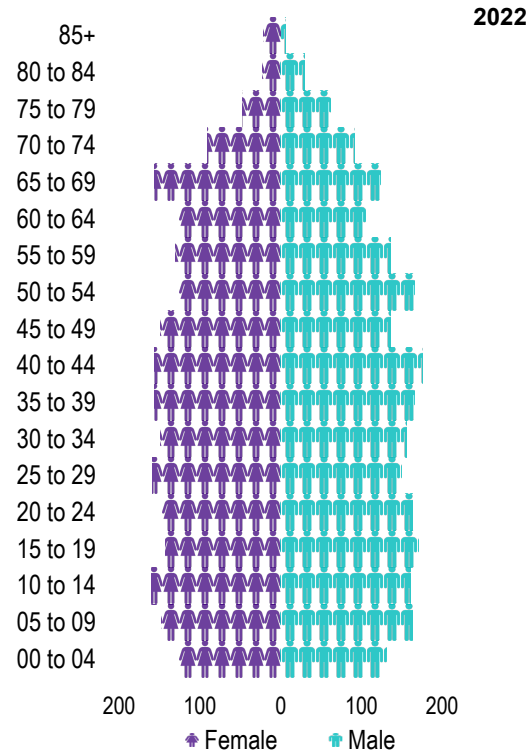


# PACIFIC HEIGHTS



Source: eHealth Saskatchewan, 2022

## Age Group



## Ethnic Diversity

* Higher number indicates greater diversity	<b>2016</b>
Pacific Heights	0.64
Saskatoon	0.45

Source: 2016 Census

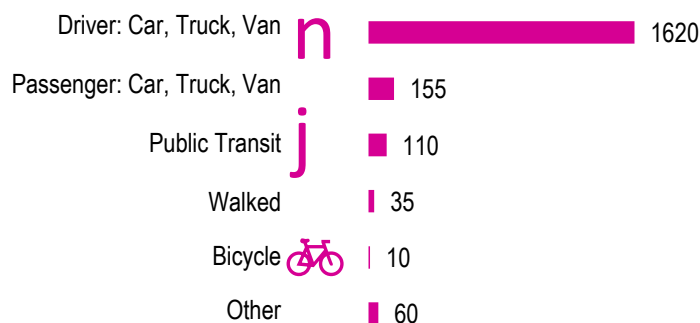
## Mother Tongue

<b>Top Languages</b>	<b>2016</b>
English	3360
Tagalog (Pilipino, Filipino)	205
Ukrainian	90
Vietnamese	65
Urdu	55

Source: 2016 Census

## Mode of Travel to Work

**2016**



Source: 2016 Census Long Form

## Registered Vehicles

	<b>2020</b>	<b>2021</b>
Total (LV & PV)	2658	3294
Per Person	0.6	0.7
Saskatoon Per Person	0.7	0.8

LV - light vehicles (commercial & private) PV - private passenger vehicle

Source: SGI

## Education Level

**2016**

No Certificate/diploma/degree	665
High school certificate or equivalent	1110
Apprentice/trades certificate/diploma	300
College/CEGEP/non-university cert./dipl.	600
University diploma or degree	485

Source: 2016 Census Long Form

## Postsecondary Enrolment

	<b>2019</b>	<b>2020</b>	<b>2021</b>
Saskatchewan Polytechnic	77	40	62
University of Saskatchewan	89	86	0

Source: Saskatchewan Polytechnic Administrative Office and University of Saskatchewan Registrar's Office

## Enrolment by School

P- Saskatoon Public School

S - Greater Saskatoon Catholic Schools

	<b>2019</b>	<b>2020</b>	<b>2021</b>
Father Vachon School (s)	384	356	353
Lester B. Pearson School (p)	252	284	283

Source: Saskatoon Public School Division & Greater Saskatoon Catholic Schools

## Household Structure

	2016
One-family households	1085
Multiple-family households	45
Non-family households	255
Total lone-parent families	260
Total households	1380
Household size	3

Source: 2016 Census

## Age of Dwelling

	2016
Before 1960	4%
1961-1980	85%
1981-1990	5%
1991-2000	0%
2001-2005	1%
2006-2010	1%
2011-2016	5%

Source: 2016 Census

## Housing Affordability

Median Multiple	2020	2021
Saskatoon	3.98	4.06
Pacific Heights	3.20	3.45

Note: Median Multiple of 3.0 & under is rated as "affordable"

Source: City of Saskatoon, Assessment & Taxation and RBC Economics Research

## Housing Costs

	2016
Average Owner's Major Payments	\$1,177
Average Gross Rent	\$1,215

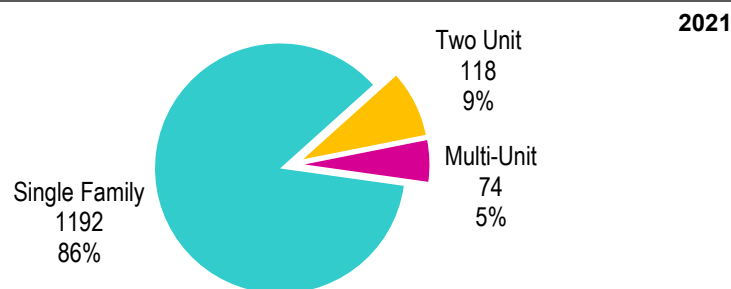
Source: 2016 Census

## Housing by Tenure

	2016
Rented	24%
Owned	76%

Source: 2016 Census

## Dwelling Unit Count



Total Dwellings	1384	
Neighbourhood Area	133.9 hectares	330.8 acres
Dwelling Units per Area	10.3 per hectare	4.2 per acre

Source: City of Saskatoon, Planning & Development

## Real Estate Sales

2021	No. of Sales	Average Price
Condo Townhouse	0	\$ -
High Rise Apt Condo	0	\$ -
Low Rise Apt Condo	0	\$ -
Semi-detached	2	\$ 377,500
Semi-detached - two titles	2	\$ 205,000
Single Family Dwelling	57	\$ 364,524

Source: City of Saskatoon, Assessment & Taxation

## Park Space

2022	Hectares	Acres
Total Park Area	14.0	34.6
Population per Park Area	320.9	129.9

Park Type: N - Neighbourhood D - District MD - Multi-district  
SU - Special Use I - Industrial

Atlantic	D	4.1	10.1
Pacific	N	9.9	24.6

Source: City of Saskatoon, Planning & Development

# PACIFIC HEIGHTS

## Voter Turn-out (%)

Provincial	2007	69%
Federal	2008	49%
Civic	2009	23%
Federal	2011	52%
Provincial	2011	51%
Civic	2012	26%
Federal	2015	71%
Provincial	2016	34%
Civic	2016	30%
Federal	2019	69%
Provincial	2020	46%
Civic	2020	20%

Source: City of Saskatoon, City Clerk's office; Elections Saskatchewan; and Elections Canada

## Licensed Home-Based Businesses

	2020	2021
Saskatoon	5280	5353
Pacific Heights	71	73

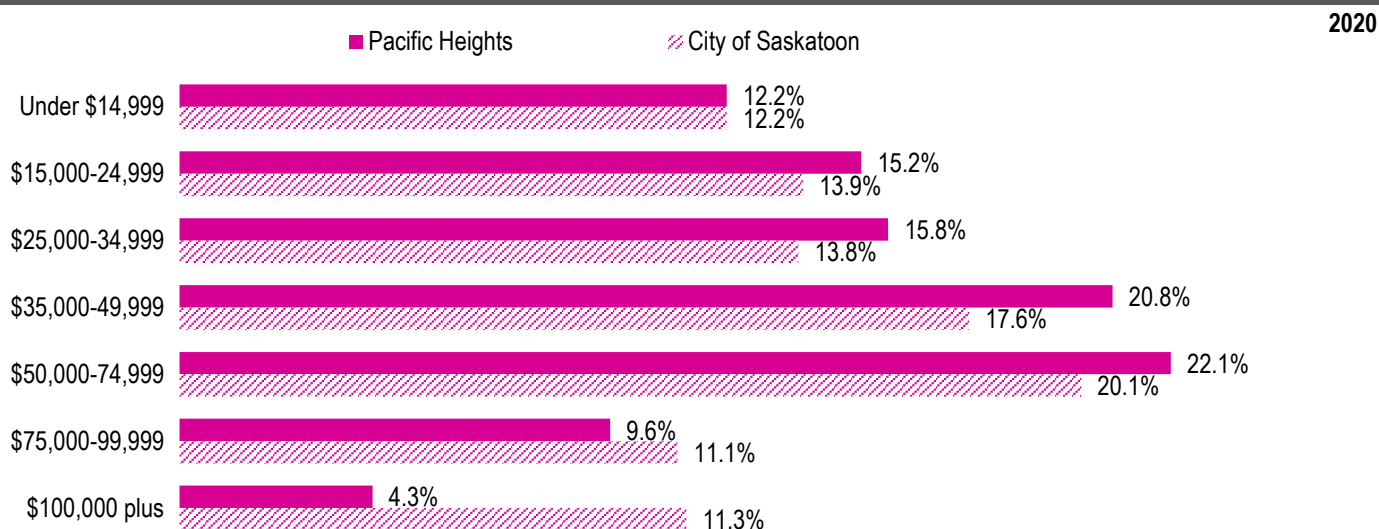
Source: City of Saskatoon, Business License Program

## Labour Force

	2020	
	Pacific Heights	Saskatoon
Labour Force Participation Rate	68.6%	69.4%
Economic Dependency Ratio	38.3%	26.6%
Median Total Income (personal)	\$39,680	\$43,210
Provincial Index of Median Income (base=100)	94.80	103.20
Canadian Index of Median Income (base=100)	97.70	106.30

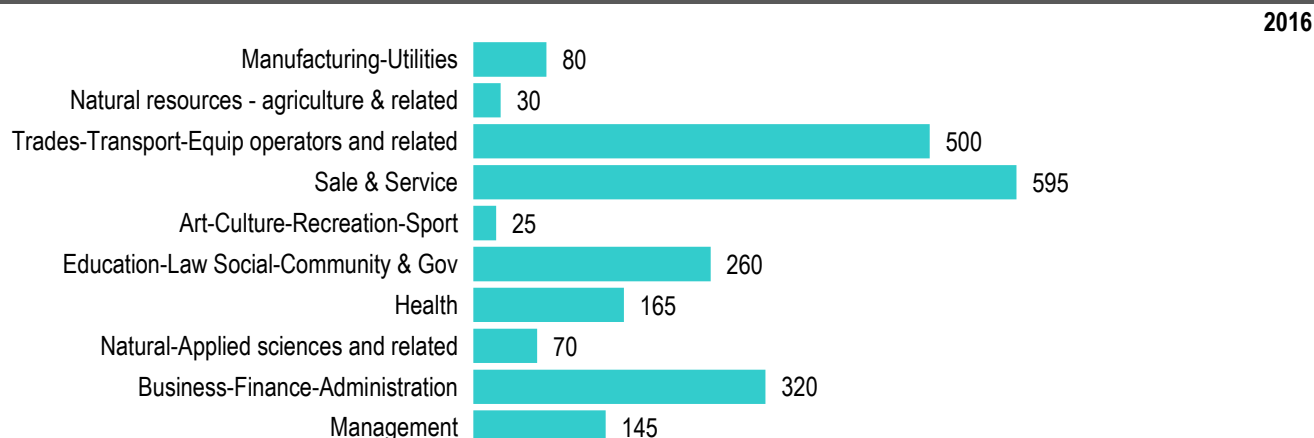
Source: Statistics Canada, Income Statistics Division, T1 Family File (T1FF) based on the final tax file, 2020

## Personal Income



Source: Statistics Canada, Income Statistics Division, T1 Family File (T1FF) based on the final tax file, 2020

## Major Occupation



Source: 2016 Census