

# Census Metropolitan Area



Population  
336,614

## COMMUNITY QUICK FACTS



70.1%

homeownership



\$329,113

average  
sale price



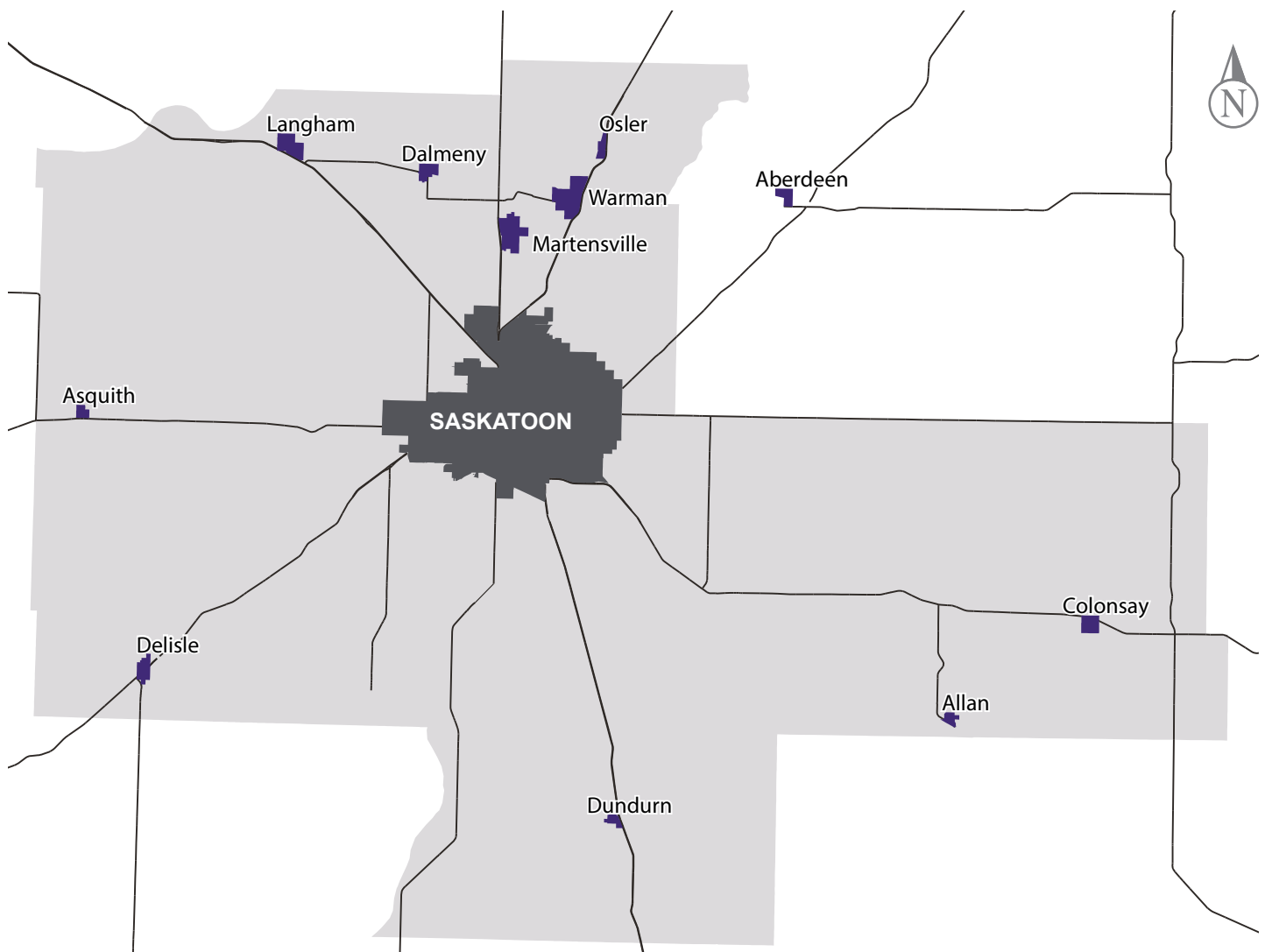
N/A

median  
personal  
income



2.5

household  
size

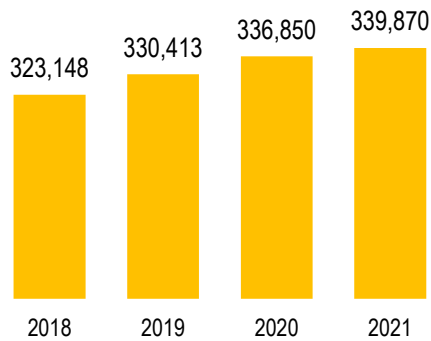


A **Census Metropolitan Area (CMA)** is an area consisting of one or more neighbouring municipalities situated around a major urban core. A CMA must have a total population of at least 100,000 of which 50,000 or more live in the urban core. Municipalities and First Nations Reserves that comprise the Saskatoon CMA include: Allan, Asquith, Blucher No. 343, Borden, Bradwell, Clavet, Colonsay, Colonsay No. 342, Corman Park No. 344, Dalmeny, Delisle, Dundurn, Dundurn No. 313, Elstow, Langham, Martensville, Osler, Saskatoon, Shields, Thode, Vanscoy, Vanscoy No. 345, Warman, and Whitecap.

# SASKATOON CENSUS METROPOLITAN AREA

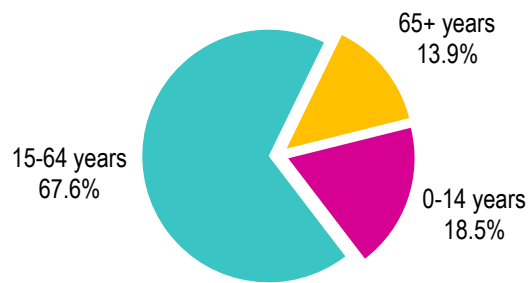
## POPULATION

Source: Statistics Canada Annual Estimate



## Age Distribution

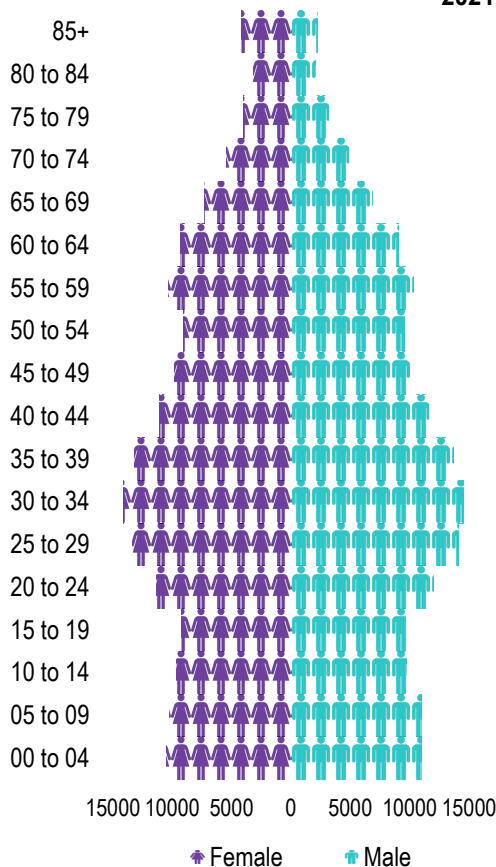
2021



Source: Statistics Canada, Table 17-10-0135-01

## Age Group

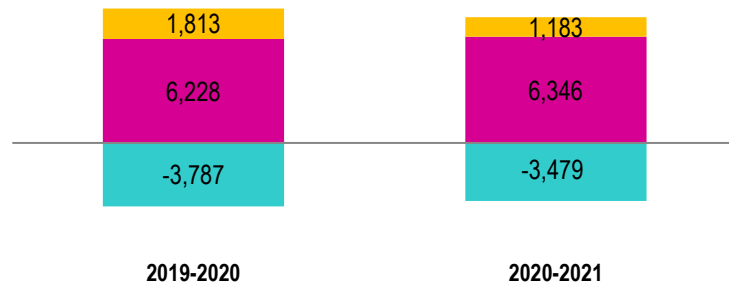
2021



Source: Statistics Canada, Table 17-10-0135-01

## Net Migration

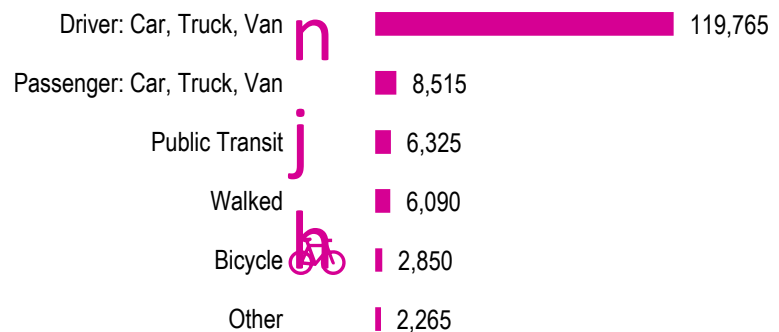
■ Intraprovincial ■ Interprovincial ■ International



Source: Statistics Canada, Table 17-10-0136-01

## Mode of Travel to Work

2016



Source: 2016 Census

## Mother Tongue

Top Languages 2016

English	231,610
Tagalog (Pilipino, Filipino)	6,970
German	5,020
Mandarin	4,115
French	3,870
Ukrainian	3,475
Urdu	3,370

Source: 2016 Census

## Education Level

2016

No Certificate/diploma/degree	34,615
High school certificate or equivalent	68,420
Apprentice/trades certificate/diploma	21,565
College/CEGEP/non-university cert./dipl.	41,480
University diploma or degree	67,350

Source: 2016 Census

## Household Structure

	2016
One-family households	75,460
Multiple-family households	1,940
Non-family households	37,890
Total lone-parent families	12,355
Total households	115,285
Household size	2.5

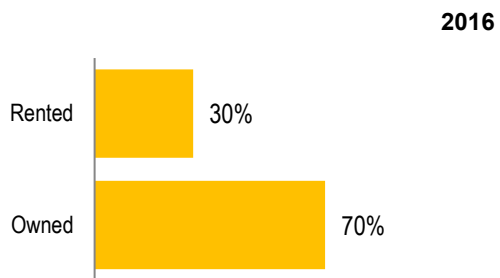
Source: 2016 Census

## Housing Costs

	2016
Average Owner's Major Payments	\$1,408
Average Gross Rent	\$1,130

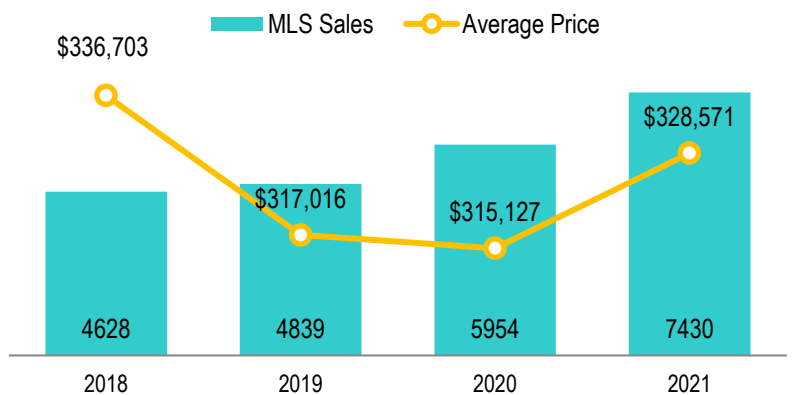
Source: 2016 Census

## Housing by Tenure



Source: 2016 Census

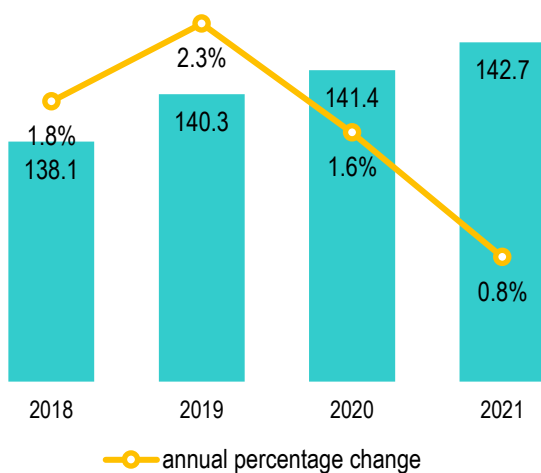
## Real Estate Sales



Source: CMHC Housing Market Outlook - CMA Edition - Spring 2022

## Consumer Price Index (CPI)

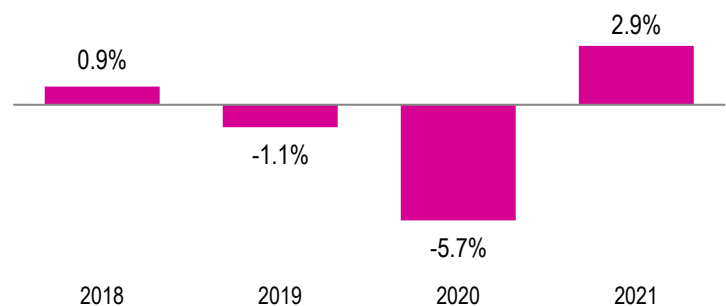
100 = 2002, Base Year



Source: Statistics Canada Table 18-10-0005-01

## Real GDP Growth

Percentage Change

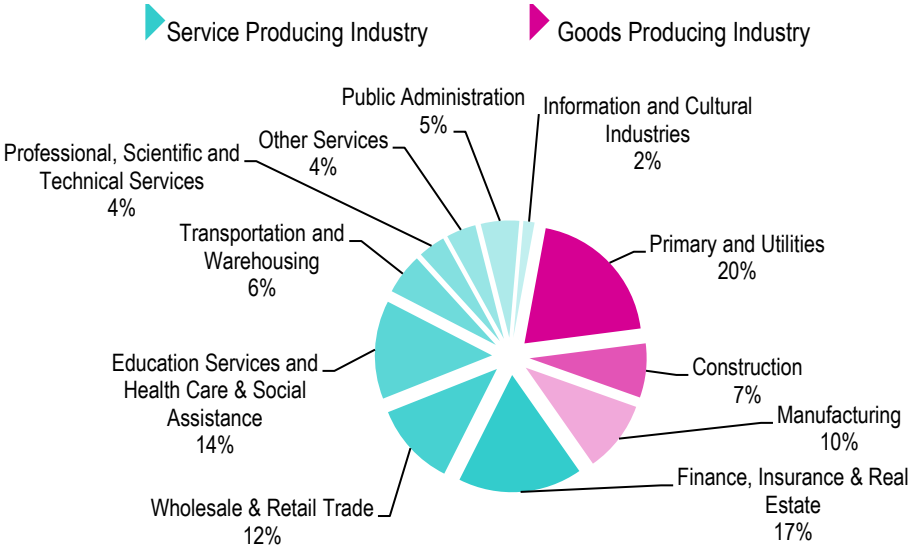


Source: Conference Board of Canada, December 2022

# SASKATOON CENSUS METROPOLITAN AREA

## Percentage of GDP by Industry

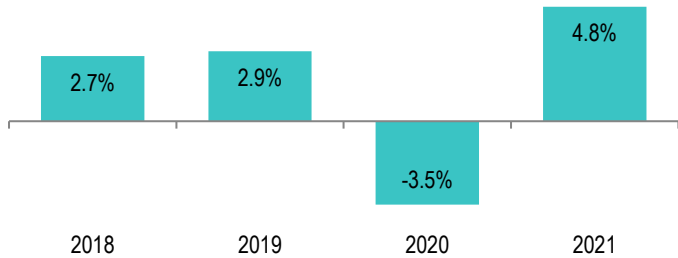
2021



Source: Conference Board of Canada, December 2021

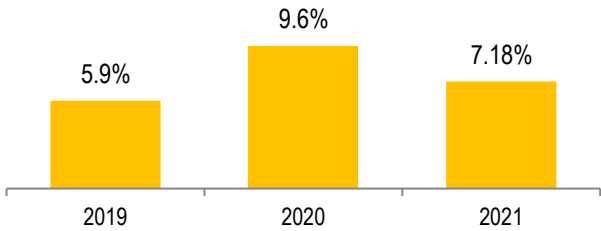
## Employment Growth

Percentage Growth



Source: Conference Board of Canada, December 2021

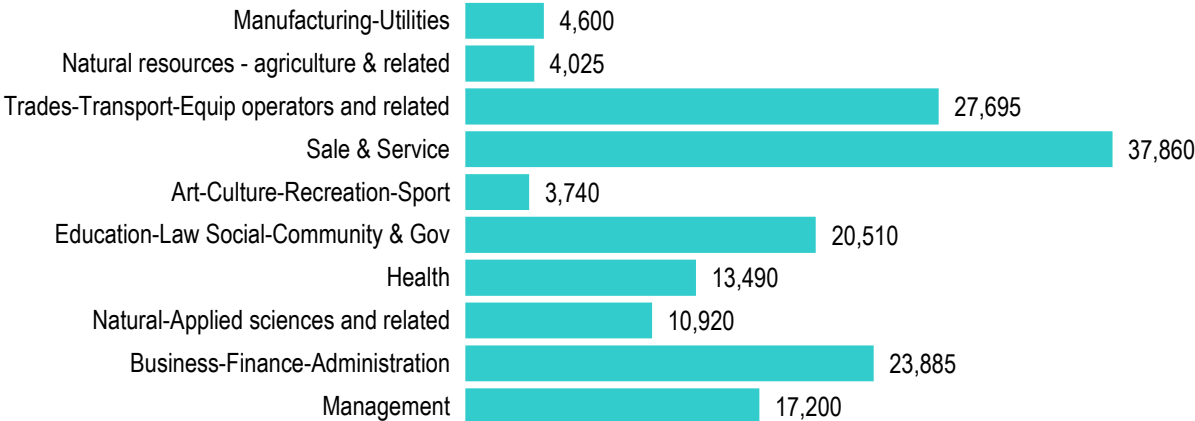
## Unemployment Rate



Source: Statistics Canada, Table 14-10-0096-01

## Major Occupation

2016



Source: 2016 Census