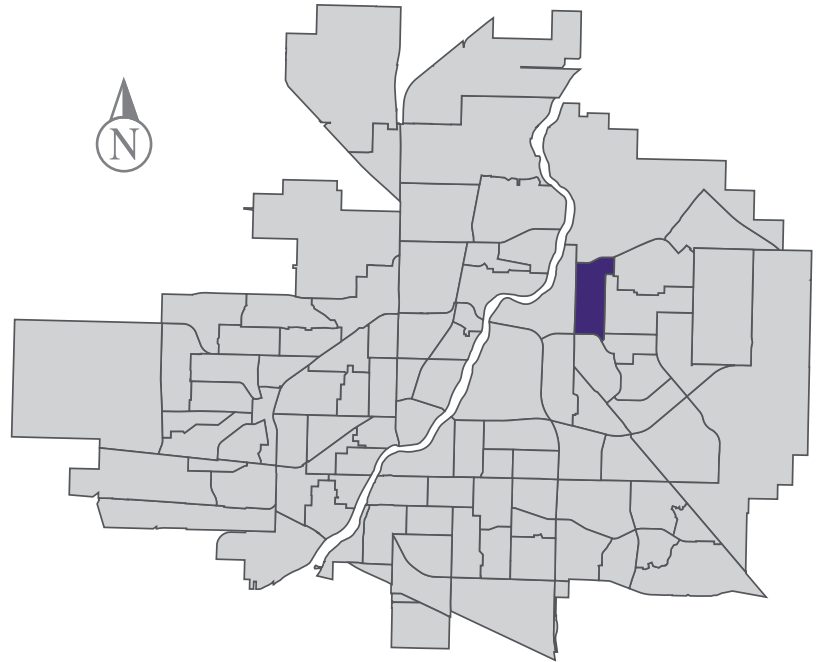


Silverspring

MUNICIPAL WARD 5



Population
5,164



COMMUNITY QUICK FACTS



91.3%

homeownership



\$396,170

average
sale price



\$51,460

median
personal
income

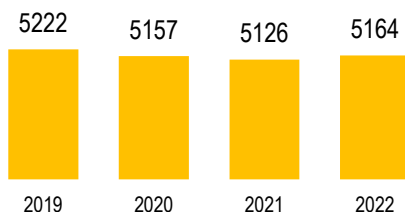


3.1

household
size

SILVERSPRING

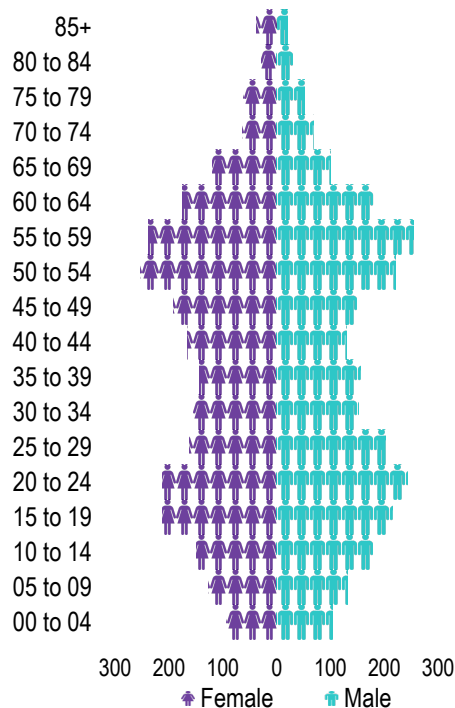
POPULATION



Source: eHealth Saskatchewan, 2022

Age Group

2022



Source: eHealth Saskatchewan, 2022

Ethnic Diversity

* Higher number indicates greater diversity	2016
Silverspring	0.37
Saskatoon	0.45

Source: 2016 Census

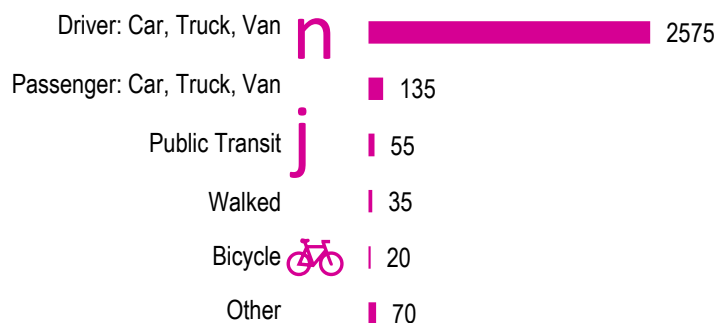
Mother Tongue

Top Languages	2016
English	4390
Mandarin	125
Ukrainian	85
French	75
German	60
Tagalog (Pilipino, Filipino)	50
Arabic	50

Source: 2016 Census

Mode of Travel to Work

2016



Source: 2016 Census Long Form

Registered Vehicles

	2020	2021
Total (LV & PV)	3581	4346
Per Person	0.7	0.8
Saskatoon Per Person	0.7	0.8

LV - light vehicles (commercial & private) PV - private passenger vehicle

Source: SGI

Education Level

2016

No Certificate/diploma/degree	525
High school certificate or equivalent	1085
Apprentice/trades certificate/diploma	275
College/CEGEP/non-university cert./dipl.	815
University diploma or degree	1455

Source: 2016 Census Long Form

Postsecondary Enrolment

	2019	2020	2021
Saskatchewan Polytechnic	70	61	54
University of Saskatchewan	315	342	342

Source: Saskatchewan Polytechnic Administrative Office and University of Saskatchewan Registrar's Office

Enrolment by School

P- Saskatoon Public School

S - Greater Saskatoon Catholic Schools

	2019	2020	2021
Mother Teresa School (s)	626	615	630
Silverspring School (p)	427	420	443

Source: Saskatoon Public School Division & Greater Saskatoon Catholic Schools

Household Structure

	2016
One-family households	1365
Multiple-family households	45
Non-family households	260
Total lone-parent families	125
Total households	1670
Household size	3.1

Source: 2016 Census

Age of Dwelling

	2016
Before 1960	1%
1961-1980	0%
1981-1990	13%
1991-2000	54%
2001-2005	25%
2006-2010	3%
2011-2016	5%

Source: 2016 Census

Housing Affordability

Median Multiple	2020	2021
Saskatoon	3.98	4.06
Silverspring	4.83	5.66

Note: Median Multiple of 3.0 & under is rated as "affordable"

Source: City of Saskatoon, Assessment & Taxation and RBC Economics Research

Housing Costs

	2016
Average Owner's Major Payments	\$1,521
Average Gross Rent	\$1,599


Source: 2016 Census

Housing by Tenure

	2016
Rented	9%
Owned	91%

Source: 2016 Census

Dwelling Unit Count



Total Dwellings	1695	
Neighbourhood Area	178.1 hectares	440.1 acres
Dwelling Units per Area	9.5 per hectare	3.9 per acre

Source: City of Saskatoon, Planning & Development

Real Estate Sales

2021	No. of Sales	Average Price
Condo Townhouse	11	\$ 215,591
High Rise Apt Condo	0	\$ -
Low Rise Apt Condo	0	\$ -
Semi-detached	0	\$ -
Semi-detached - two titles	0	\$ -
Single Family Dwelling	58	\$ 511,981

Source: City of Saskatoon, Assessment & Taxation

Park Space

2022	Hectares	Acres
Total Park Area	8.9	22.1
Population per Park Area	578.0	233.9

Park Type: N - Neighbourhood D - District MD - Multi-district
SU - Special Use I - Industrial

Christine Morris	N	0.2	0.6
Dave King	N	0.3	0.6
Silverspring	N	7.7	19.0
Silverspring Linear	N	0.8	1.9

Source: City of Saskatoon, Planning & Development

SILVERSPRING

Voter Turn-out (%)

Provincial	2007	70%
Federal	2008	57%
Civic	2009	31%
Federal	2011	60%
Provincial	2011	57%
Civic	2012	41%
Federal	2015	77%
Provincial	2016	38%
Civic	2016	44%
Federal	2019	77%
Provincial	2020	54%
Civic	2020	34%

Source: City of Saskatoon, City Clerk's office; Elections Saskatchewan; and Elections Canada

Licensed Home-Based Businesses

	2020	2021
Saskatoon	5280	5353
Silverspring	117	112

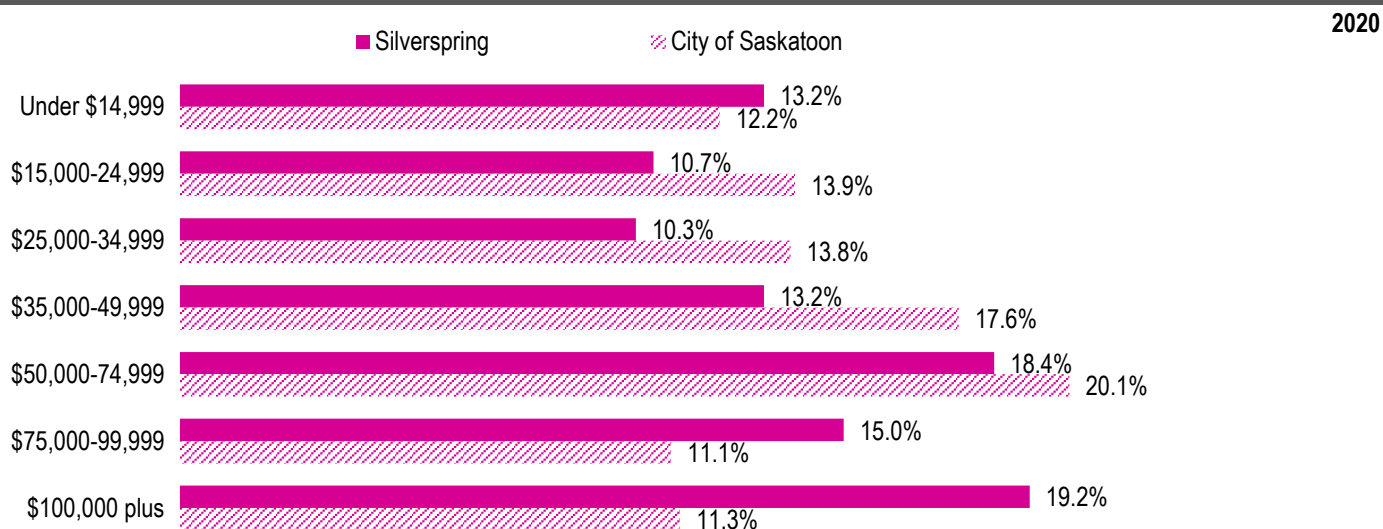
Source: City of Saskatoon, Business License Program

Labour Force

	2020	
	Silverspring	Saskatoon
Labour Force Participation Rate	75.9%	69.4%
Economic Dependency Ratio	14.1%	26.6%
Median Total Income (personal)	\$53,510	\$43,210
Provincial Index of Median Income (base=100)	127.90	103.20
Canadian Index of Median Income (base=100)	131.70	106.30

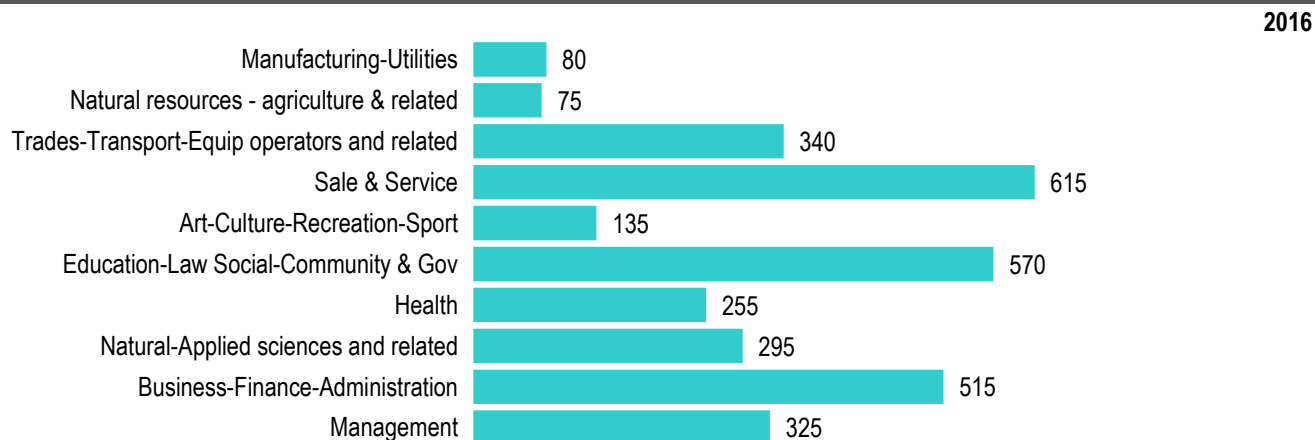
Source: Statistics Canada, Income Statistics Division, T1 Family File (T1FF) based on the final tax file, 2020

Personal Income



Source: Statistics Canada, Income Statistics Division, T1 Family File (T1FF) based on the final tax file, 2020

Major Occupation



Source: 2016 Census