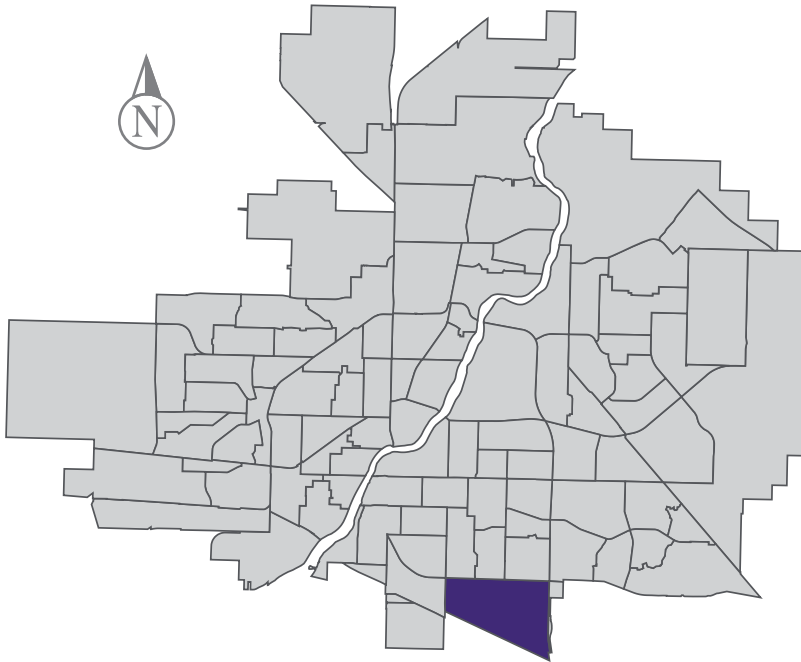


# Stonebridge

## MUNICIPAL WARD 7



Population  
15,414



## COMMUNITY QUICK FACTS



78.4%

homeownership



**SOLD** \$383,170

average  
sale price



\$48,600

median  
personal  
income



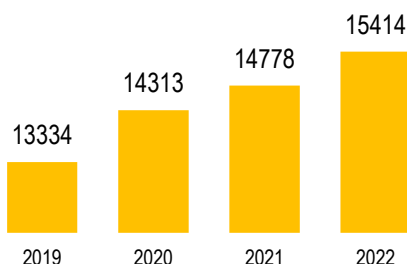
2.6

household  
size



# STONEBRIDGE

## POPULATION



Source: eHealth Saskatchewan, 2022

## Age Group



Source: eHealth Saskatchewan, 2022

## Ethnic Diversity

* Higher number indicates greater diversity	2016
Stonebridge	1.40
Saskatoon	0.45

Source: 2016 Census

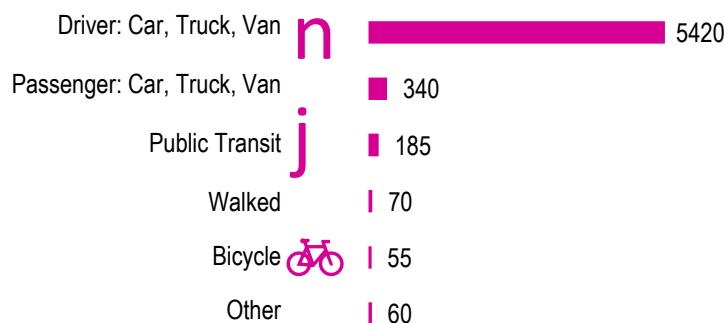
## Mother Tongue

Top Languages	2016
English	7805
Mandarin	500
Tagalog (Pilipino, Filipino)	210
French	175
Urdu	160
Bengali	120

Source: 2016 Census

## Mode of Travel to Work

2016



Source: 2016 Census Long Form

## Registered Vehicles

	2020	2021
Total (LV & PV)	9165	11882
Per Person	0.6	0.8
Saskatoon Per Person	0.7	0.8

LV - light vehicles (commercial & private) PV - private passenger vehicle

Source: SGI

## Education Level

	2016
No Certificate/diploma/degree	635
High school certificate or equivalent	1810
Apprentice/trades certificate/diploma	660
College/CEGEP/non-university cert./dipl.	1485
University diploma or degree	3645

Source: 2016 Census Long Form

## Postsecondary Enrolment

	2019	2020	2021
Saskatchewan Polytechnic	265	202	177
University of Saskatchewan	753	858	747

Source: Saskatchewan Polytechnic Administrative Office and University of Saskatchewan Registrar's Office

## Enrolment by School

	2019	2020	2021
P- Saskatoon Public School			
Chief Whitecap School (p)	779	873	918
St. Kateri Tekakwitha School (s)	552	623	709
S - Greater Saskatoon Catholic Schools			

Source: Saskatoon Public School Division & Greater Saskatoon Catholic Schools

## Household Structure

	2016
One-family households	2790
Multiple-family households	85
Non-family households	1205
Total lone-parent families	265
Total households	4075
Household size	2.6

Source: 2016 Census

## Age of Dwelling

	2016
Before 1960	0%
1961-1980	1%
1981-1990	2%
1991-2000	0%
2001-2005	1%
2006-2010	34%
2011-2016	62%

Source: 2016 Census

## Housing Affordability

Median Multiple	2020	2021
Saskatoon	3.98	4.06
Stonebridge	4.32	5.59

Note: Median Multiple of 3.0 & under is rated as "affordable"

Source: City of Saskatoon, Assessment & Taxation and RBC Economics Research

## Housing Costs

	2016
Average Owner's Major Payments	\$1,945
Average Gross Rent	\$1,389

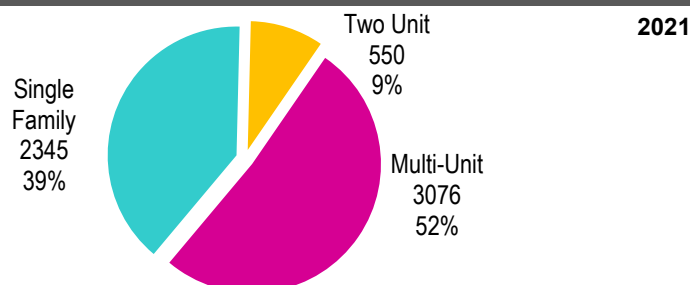
Source: 2016 Census

## Housing by Tenure

	2016
Rented	22%
Owned	78%

Source: 2016 Census

## Dwelling Unit Count



Total Dwellings	5971	
Neighbourhood Area	446.5 hectares	1103.2 acres
Dwelling Units per Area	13.4 per hectare	5.4 per acre

Source: City of Saskatoon, Planning & Development

## Real Estate Sales

2021	No. of Sales	Average Price
Condo Townhouse	10	\$ 190,600
High Rise Apt Condo	0	\$ -
Low Rise Apt Condo	71	\$ 244,139
Semi-detached	16	\$ -
Semi-detached - two titles	16	\$ 249,963
Single Family Dwelling	194	\$ 477,534

Source: City of Saskatoon, Assessment & Taxation

## Park Space

2022	Hectares	Acres
Total Park Area	49.1	121.3
Population per Park Area	313.9	127.0

Park Type: N - Neighbourhood D - District MD - Multi-district  
SU- Special Use I - Industrial

Alexander MacGillivray Young	N	9.2	22.8
Alfred Bence	N	0.4	1.1
Blair Nelson	N	4.4	10.8
Cecil A Wheaton	N	0.4	1.0
Donald Koyl	N	0.5	1.3
Evelyn G Edwards	N	0.4	1.1
Howard Harding	N	0.8	2.0
John Cameron	N	0.4	1.0
Mark Thompson	N	3.4	8.4
Marshall Hawthorne	N	8.2	20.3
Oren Wilson	N	0.4	1.0
Owen Mann	N	0.5	1.1
Patricia Roe	N	0.8	2.1
Peter Zakreski	D	17.8	44.0
Robert H Freeland	N	0.7	1.8
Walter Wood	N	0.2	0.6
William Anderson	N	0.4	0.9

Source: City of Saskatoon, Planning & Development

# STONEBRIDGE

## Voter Turn-out (%)

Provincial	2007	65%
Federal	2008	57%
Civic	2009	35%
Federal	2011	58%
Provincial	2011	45%
Civic	2012	52%
Federal	2015	69%
Provincial	2016	30%
Civic	2016	33%
Federal	2019	70%
Provincial	2020	63%
Civic	2020	27%

Source: City of Saskatoon, City Clerk's office; Elections Saskatchewan; and Elections Canada

## Licensed Home-Based Businesses

	2020	2021
Saskatoon	5280	5353
Stonebridge	276	280

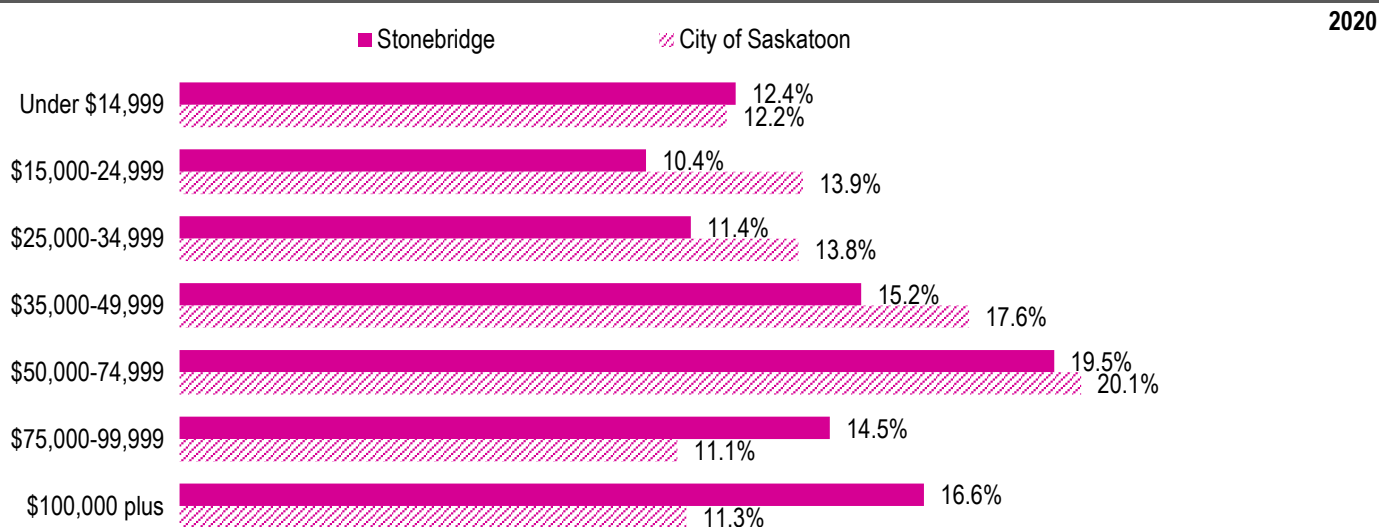
Source: City of Saskatoon, Business License Program

## Labour Force

	Stonebridge	Saskatoon
<b>Labour Force Participation Rate</b>	78.3%	69.4%
<b>Economic Dependency Ratio</b>	15.3%	26.6%
<b>Median Total Income (personal)</b>	\$50,570	\$43,210
<b>Provincial Index of Median Income (base=100)</b>	120.80	103.20
<b>Canadian Index of Median Income (base=100)</b>	124.50	106.30

Source: Statistics Canada, Income Statistics Division, T1 Family File (T1FF) based on the final tax file, 2020

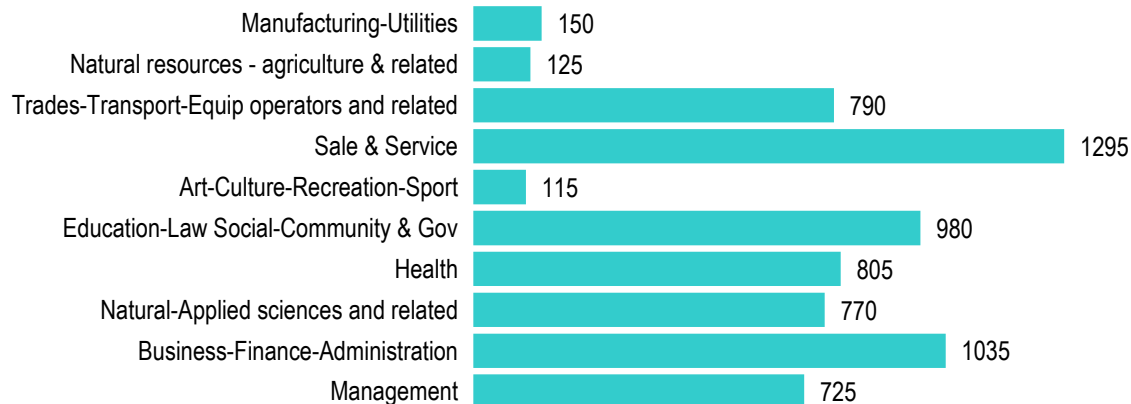
## Personal Income



s Division, T1 Family File (T1FF) based on the final tax file, 2020

## Major Occupation

2016



Source: 2016 Census