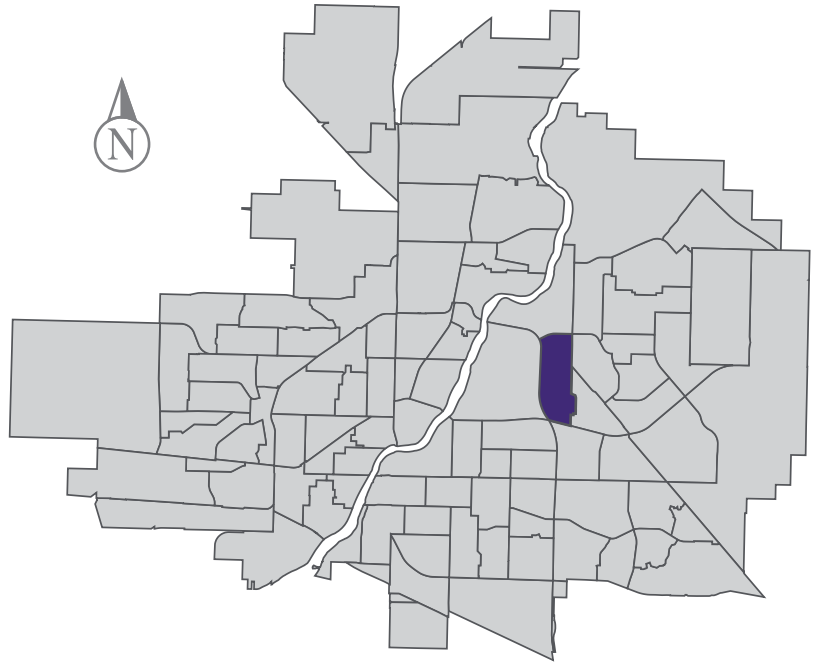
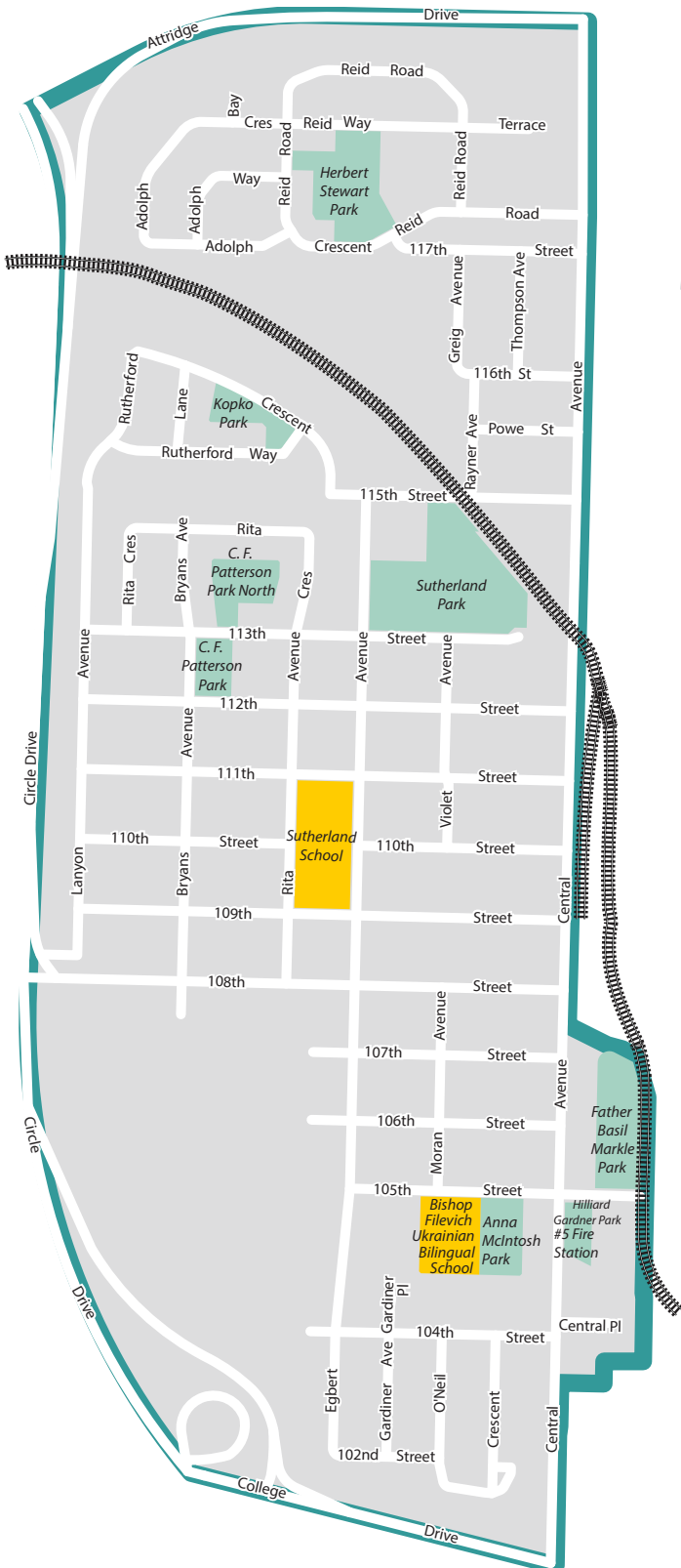


Sutherland

MUNICIPAL WARD 1



Population
5,486



COMMUNITY QUICK FACTS



41.4%

homeownership



\$294,000

average
sale price



\$30,920

median
personal
income

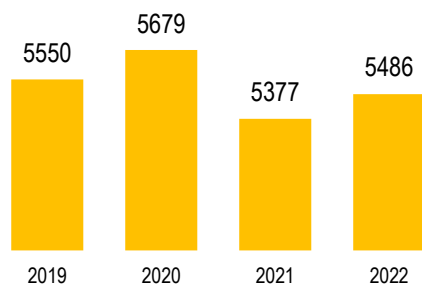


2.3

household
size

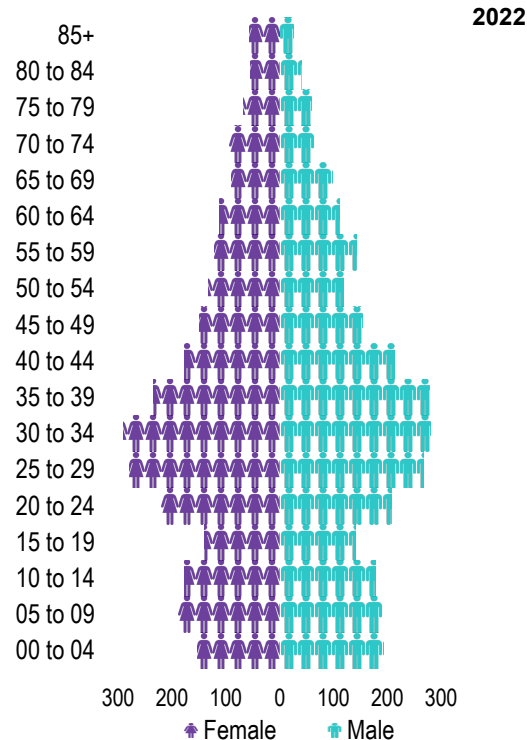
SUTHERLAND

POPULATION



Source: eHealth Saskatchewan, 2022

Age Group



Source: eHealth Saskatchewan, 2022

Ethnic Diversity

	2016
* Higher number indicates greater diversity	
Sutherland	0.83
Saskatoon	0.45

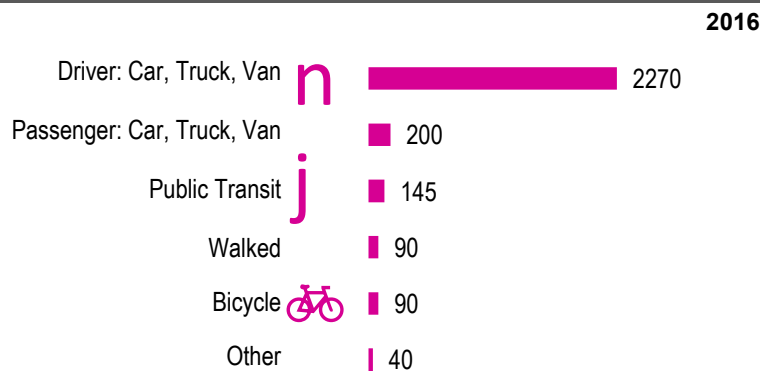
Source: 2016 Census

Mother Tongue

Top Languages	2016
English	4240
Urdu	265
Tagalog (Pilipino, Filipino)	160
Arabic	145
Bengali	105
French	75
Ukrainian	65

Source: 2016 Census

Mode of Travel to Work



Source: 2016 Census Long Form

Registered Vehicles

	2020	2021
Total (LV & PV)	3374	4116
Per Person	0.6	0.8
Saskatoon Per Person	0.7	0.8

LV - light vehicles (commercial & private) PV - private passenger vehicle

Source: SGI

Education Level

	2016
No Certificate/diploma/degree	740
High school certificate or equivalent	1455
Apprentice/trades certificate/diploma	375
College/CEGEP/non-university cert./dipl.	780
University diploma or degree	1180

Source: 2016 Census Long Form

Postsecondary Enrolment

	2019	2020	2021
Saskatchewan Polytechnic	170	102	91
University of Saskatchewan	430	562	545

Source: Saskatchewan Polytechnic Administrative Office and University of Saskatchewan Registrar's Office

Enrolment by School

	2019	2020	2021
P- Saskatoon Public School			
Bishop Filevich School (s)	166	151	153
Sutherland School (p)	277	338	305
S - Greater Saskatoon Catholic Schools			

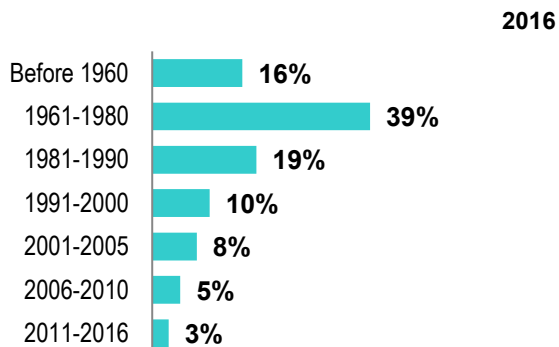
Source: Saskatoon Public School Division & Greater Saskatoon Catholic Schools

Household Structure

	2016
One-family households	1280
Multiple-family households	40
Non-family households	1060
Total lone-parent families	290
Total households	2380
Household size	2.3

Source: 2016 Census

Age of Dwelling



Source: 2016 Census

Housing Affordability

Median Multiple	2020	2021
Saskatoon	3.98	4.06
Sutherland	3.50	3.90

Note: Median Multiple of 3.0 & under is rated as "affordable"

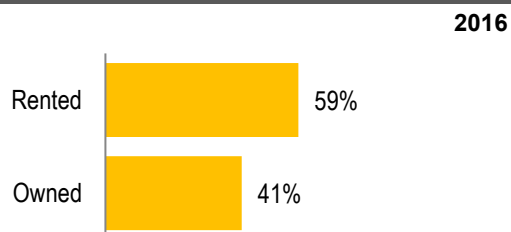
Source: City of Saskatoon, Assessment & Taxation and RBC Economics Research

Housing Costs

	2016
Average Owner's Major Payments	\$1,232
Average Gross Rent	\$1,150

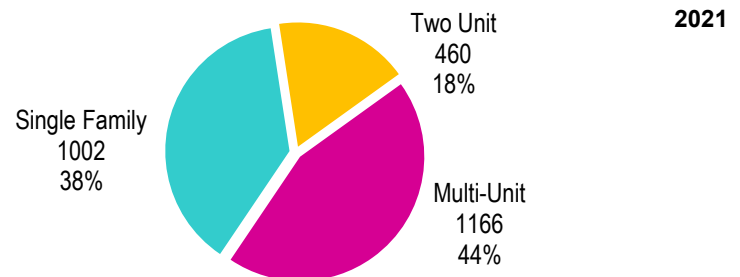
Source: 2016 Census

Housing by Tenure



Source: 2016 Census

Dwelling Unit Count



Total Dwellings	2628	
Neighbourhood Area	214.5 hectares	529.9 acres
Dwelling Units per Area	12.3 per hectare	5.0 per acre

Source: City of Saskatoon, Planning & Development

Real Estate Sales

2021	No. of Sales	Average Price
Condo Townhouse	5	\$ 161,400
High Rise Apt Condo	0	\$ -
Low Rise Apt Condo	15	\$ 165,413
Semi-detached	15	\$ 457,333
Semi-detached - two titles	15	\$ 312,777
Single Family Dwelling	68	\$ 313,561

Source: City of Saskatoon, Assessment & Taxation

Park Space

2022	Hectares	Acres
Total Park Area	10.6	26.2
Population per Park Area	517.5	209.4

Park Type: N - Neighbourhood D - District MD - Multi-district
SU- Special Use I - Industrial

Anna McIntosh	N	0.9	2.2
CF Patterson	N	0.6	1.4
CF Patterson North	N	0.9	2.2
Father Basil Markle	SU	1.6	3.9
Herbert Stewart	N	1.9	4.8
Hilliard Gardner	SU	0.4	1.0
Kopko	N	0.6	1.6
Sutherland	N	3.7	9.1

Source: City of Saskatoon, Planning & Development

SUTHERLAND

Voter Turn-out (%)

Provincial	2007	76%
Federal	2008	46%
Civic	2009	22%
Federal	2011	49%
Provincial	2011	57%
Civic	2012	20%
Federal	2015	67%
Provincial	2016	34%
Civic	2016	21%
Federal	2019	72%
Provincial	2020	53%
Civic	2020	20%

Source: City of Saskatoon, City Clerk's office; Elections Saskatchewan; and Elections Canada

Licensed Home-Based Businesses

	2020	2021
Saskatoon	5280	5353
Sutherland	103	100

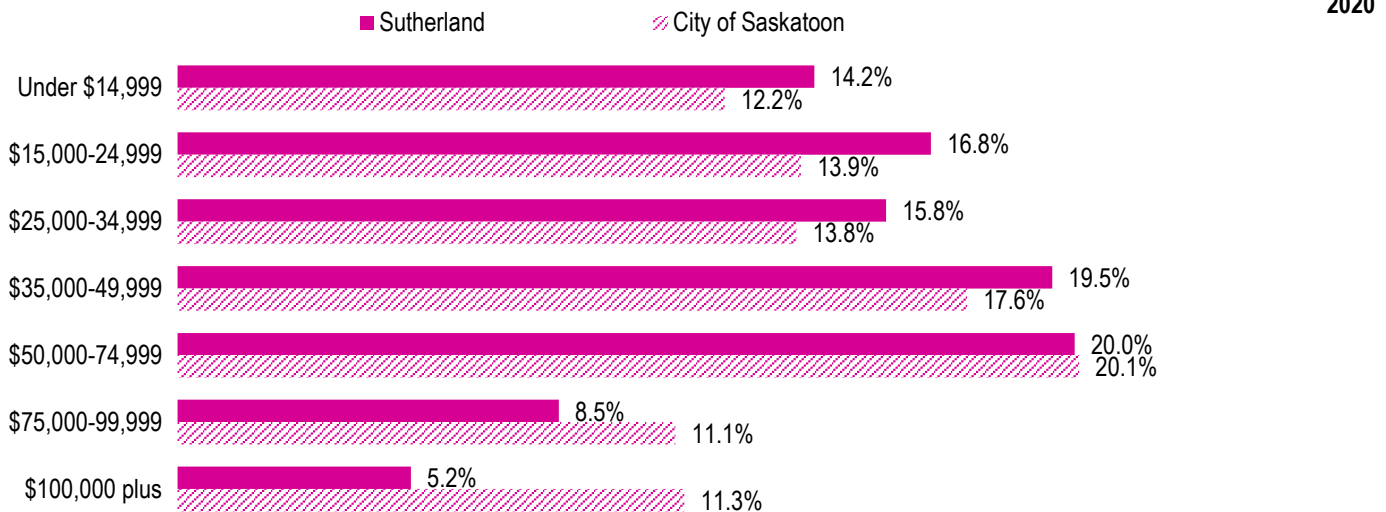
Source: City of Saskatoon, Business License Program

Labour Force

	2020	
	Sutherland	Saskatoon
Labour Force Participation Rate	69.6%	69.4%
Economic Dependency Ratio	38.1%	26.6%
Median Total Income (personal)	\$37,470	\$43,210
Provincial Index of Median Income (base=100)	89.50	103.20
Canadian Index of Median Income (base=100)	92.20	106.30

Source: Statistics Canada, Income Statistics Division, T1 Family File (T1FF) based on the final tax file, 2020

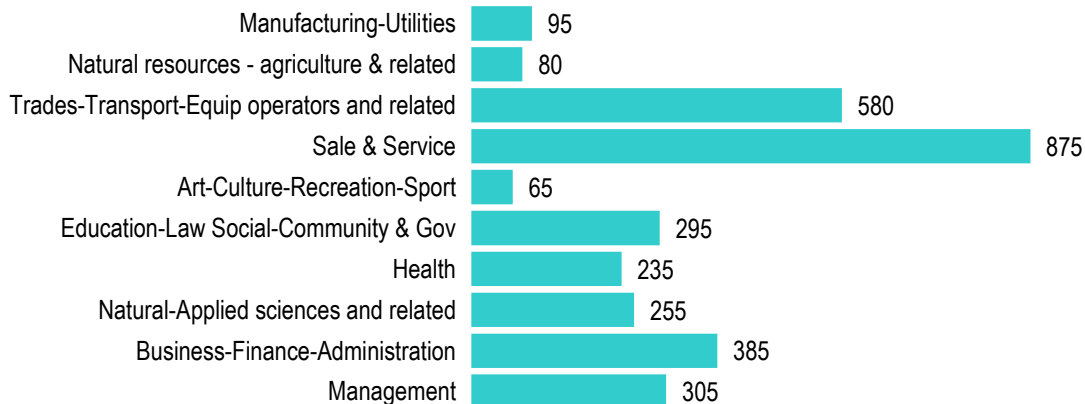
Personal Income



Source: Statistics Canada, Income Statistics Division, T1 Family File (T1FF) based on the final tax file, 2020

Major Occupation

2016



Source: 2016 Census