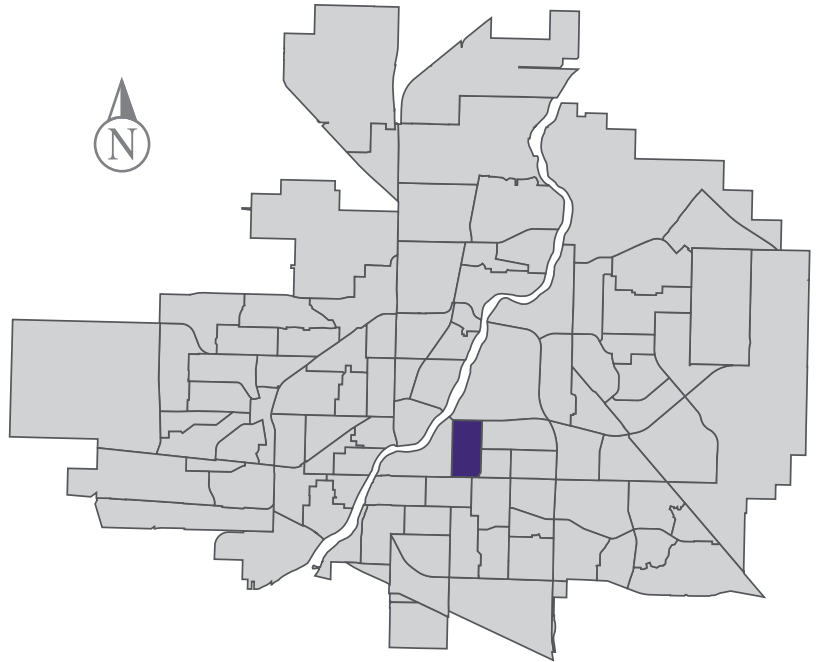
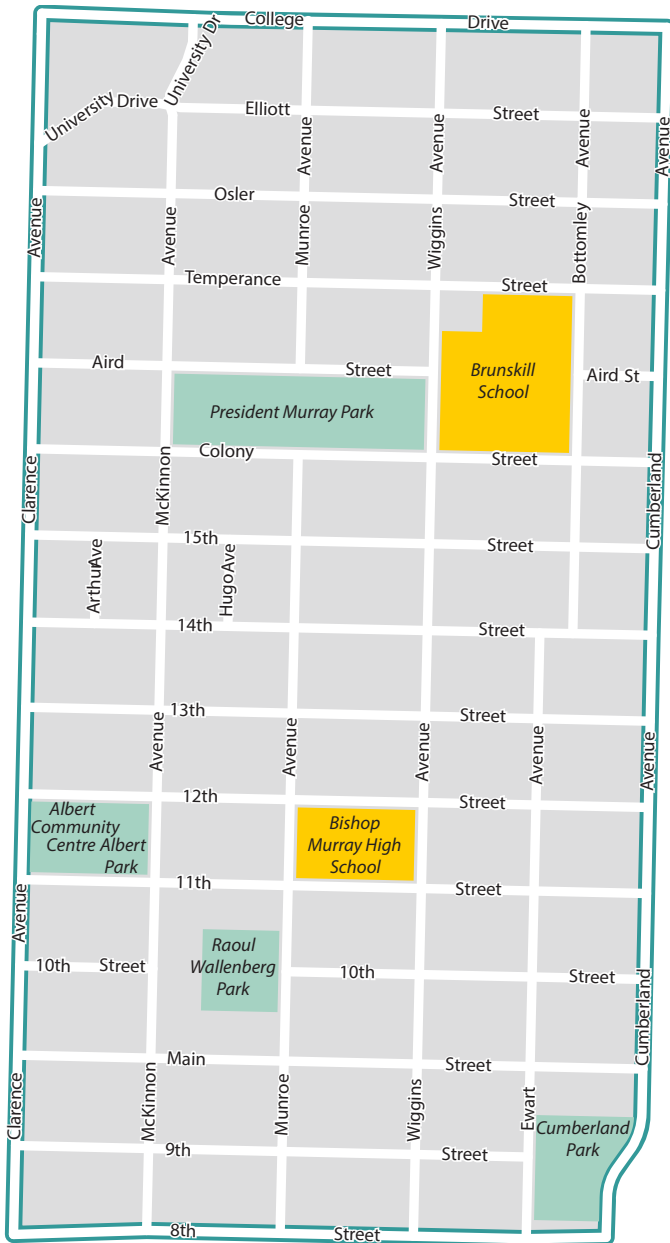


Varsity View

MUNICIPAL WARD 6



Population
3,753



COMMUNITY QUICK FACTS



39.6%

homeownership



\$361,209

average
sale price



\$32,010

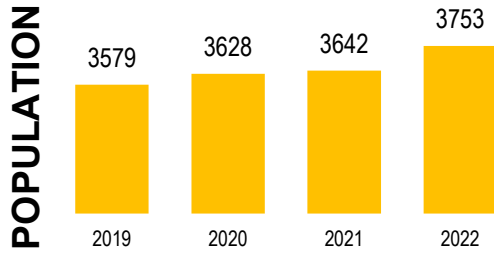
median
personal
income



2.0


household
size

VARSVITY VIEW



Source: eHealth Saskatchewan, 2022

Age Group



Source: eHealth Saskatchewan, 2022

Ethnic Diversity

	2016
* Higher number indicates greater diversity	
Varsity View	0.37
Saskatoon	0.45

Source: 2016 Census

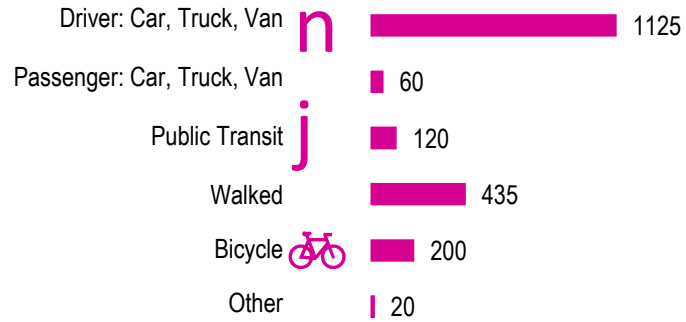
Mother Tongue

Top Languages	2016
English	2845
Mandarin	100
Spanish	80
French	75
Chinese, n.o.s.	60

Source: 2016 Census

Mode of Travel to Work

2016



Source: 2016 Census Long Form

Registered Vehicles

	2020	2021
Total (LV & PV)	2280	3757
Per Person	0.6	1.0
Saskatoon Per Person	0.7	0.8

LV - light vehicles (commercial & private) PV - private passenger vehicle

Source: SGI

Education Level

	2016
No Certificate/diploma/degree	305
High school certificate or equivalent	805
Apprentice/trades certificate/diploma	145
College/CEGEP/non-university cert./dipl.	370
University diploma or degree	1745

Source: 2016 Census Long Form

Postsecondary Enrolment

	2019	2020	2021
Saskatchewan Polytechnic	80	46	43
University of Saskatchewan	609	706	684

Source: Saskatchewan Polytechnic Administrative Office and University of Saskatchewan Registrar's Office

Enrolment by School

	2019	2020	2021
P- Saskatoon Public School			
Bishop Murray (s)	194	176	162
Brunskill School / KCC (p)	430	460	426
S - Greater Saskatoon Catholic Schools			

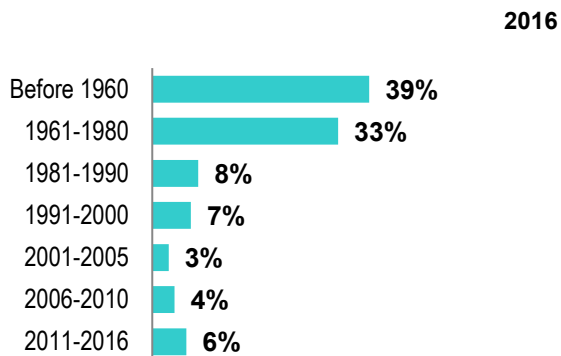
Source: Saskatoon Public School Division & Greater Saskatoon Catholic Schools

Household Structure

	2016
One-family households	690
Multiple-family households	15
Non-family households	1175
Total lone-parent families	90
Total households	1875
Household size	2

Source: 2016 Census

Age of Dwelling



Source: 2016 Census

Housing Affordability

Median Multiple	2020	2021
Saskatoon	3.98	4.06
Varsity View	5.92	5.61

Note: Median Multiple of 3.0 & under is rated as "affordable"

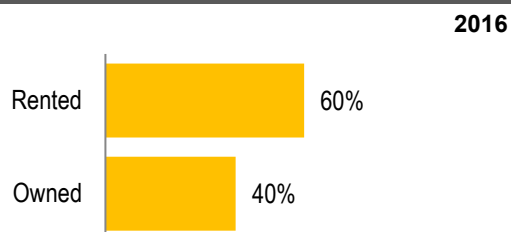
Source: City of Saskatoon, Assessment & Taxation and RBC Economics Research

Housing Costs

	2016
Average Owner's Major Payments	\$1,459
Average Gross Rent	\$1,065

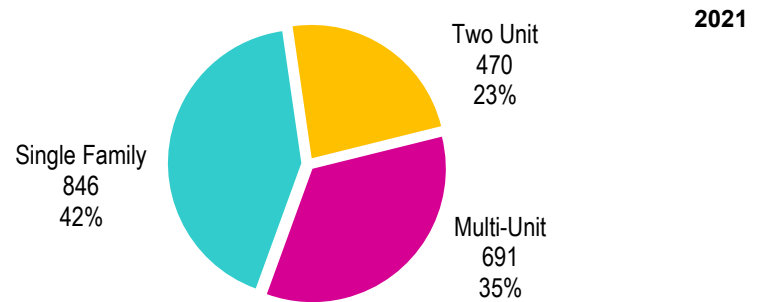
Source: 2016 Census

Housing by Tenure



Source: 2016 Census

Dwelling Unit Count



Total Dwellings	2007	
Neighbourhood Area	126.6 hectares	312.8 acres
Dwelling Units per Area	15.9 per hectare	6.4 per acre

Source: City of Saskatoon, Planning & Development

Real Estate Sales

2021	No. of Sales	Average Price
Condo Townhouse	1	\$ 235,000
High Rise Apt Condo	0	\$ -
Low Rise Apt Condo	8	\$ 276,750
Semi-detached	15	\$ 534,333
Semi-detached - two titles	15	\$ 560,527
Single Family Dwelling	88	\$ 522,865

Source: City of Saskatoon, Assessment & Taxation

Park Space

2022	Hectares	Acres
Total Park Area	6.8	16.7
Population per Park Area	555.5	224.8

Park Type: N - Neighbourhood D - District MD - Multi-district
SU- Special Use I - Industrial

Neighbourhood	Park Type	Hectares	Acres
Albert	N	1.4	3.4
Cumberland	D	1.4	3.3
President Murray	N	3.0	7.3
Raoul Wallenberg	N	1.0	2.6

Source: City of Saskatoon, Planning & Development

VARSITY VIEW

Voter Turn-out (%)

Provincial	2007	77%
Federal	2008	58%
Civic	2009	25%
Federal	2011	57%
Provincial	2011	61%
Civic	2012	30%
Federal	2015	79%
Provincial	2016	44%
Civic	2016	33%
Federal	2019	76%
Provincial	2020	60%
Civic	2020	34%

Source: City of Saskatoon, City Clerk's office; Elections Saskatchewan; and Elections Canada

Licensed Home-Based Businesses

	2020	2021
Saskatoon	5280	5353
Varsity View	60	60

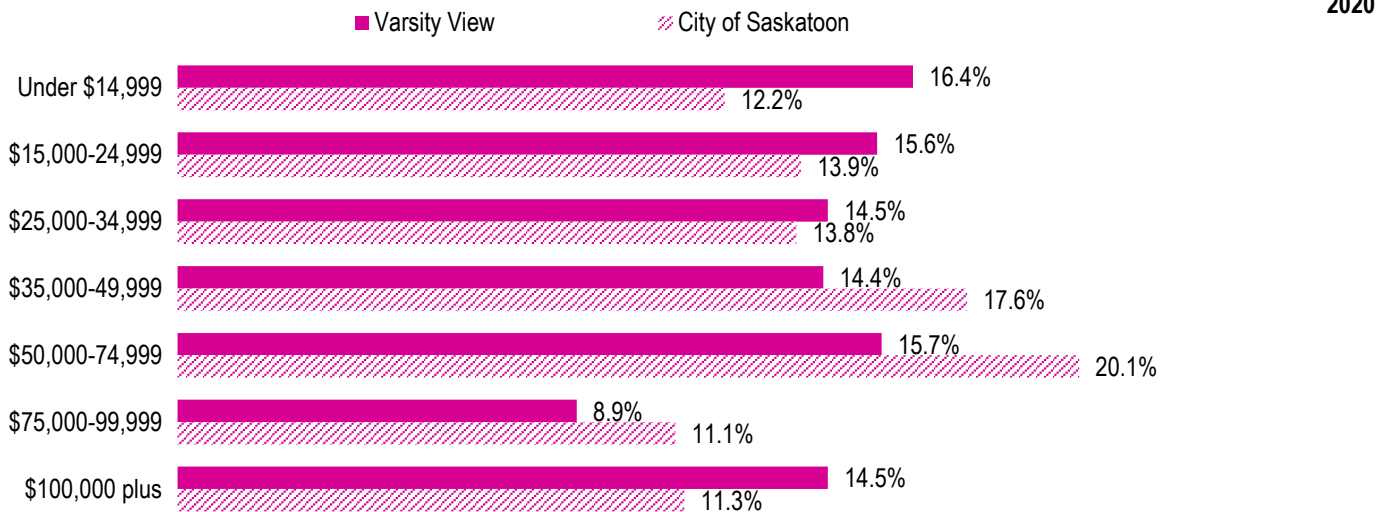
Source: City of Saskatoon, Business License Program

Labour Force

	2020	
	Varsity View	Saskatoon
Labour Force Participation Rate	68.5%	69.4%
Economic Dependency Ratio	23.0%	26.6%
Median Total Income (personal)	\$38,130	\$43,210
Provincial Index of Median Income (base=100)	91.10	103.20
Canadian Index of Median Income (base=100)	93.80	106.30

Source: Statistics Canada, Income Statistics Division, T1 Family File (T1FF) based on the final tax file, 2020

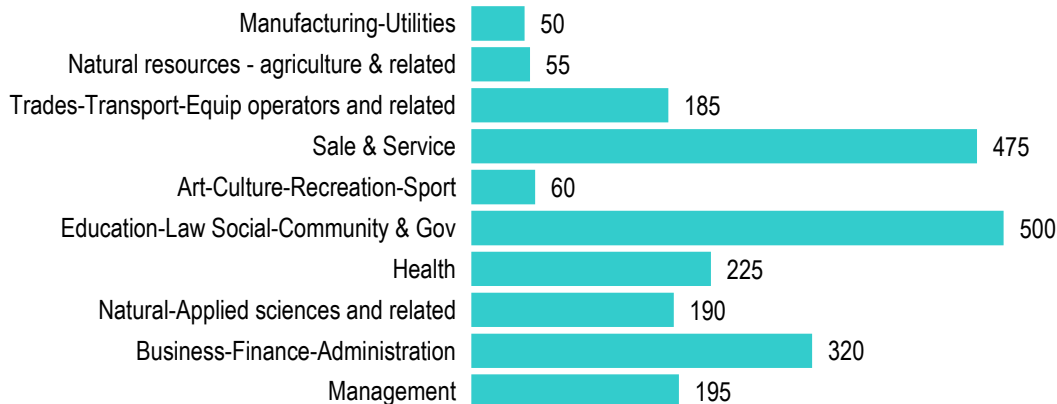
Personal Income



Source: Statistics Canada, Income Statistics Division, T1 Family File (T1FF) based on the final tax file, 2020

Major Occupation

2016



Source: 2016 Census