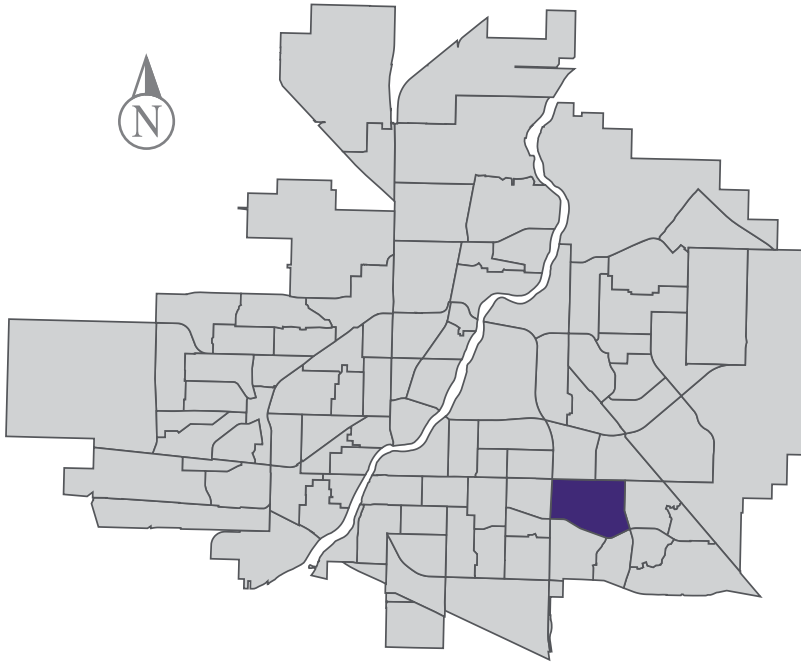


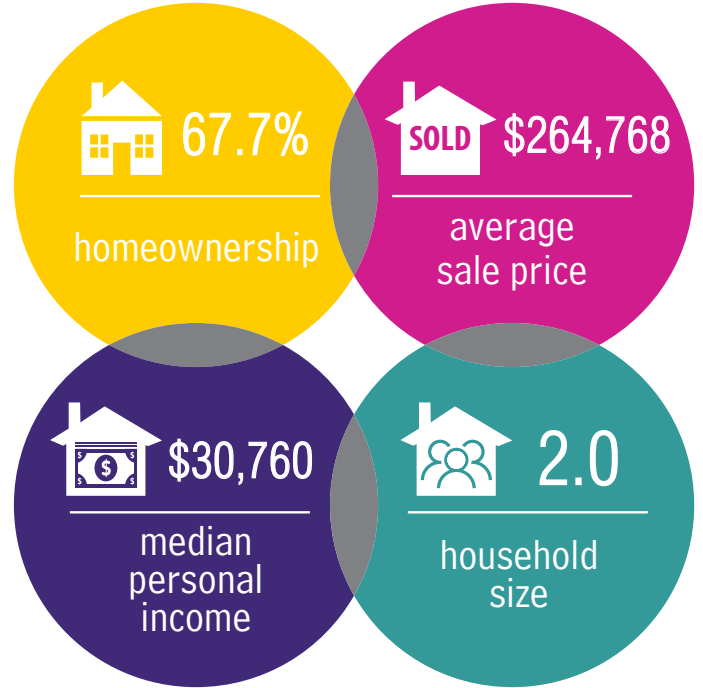
# Wildwood

## MUNICIPAL WARD 8

 Population  
8,050

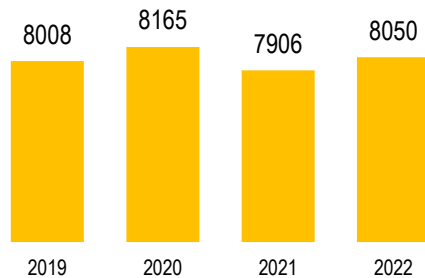


## COMMUNITY QUICK FACTS




# WILDWOOD

## POPULATION



Source: eHealth Saskatchewan, 2022

## Age Group



Source: eHealth Saskatchewan, 2022

## Ethnic Diversity

	2016
* Higher number indicates greater diversity	
Wildwood	0.90
Saskatoon	0.45

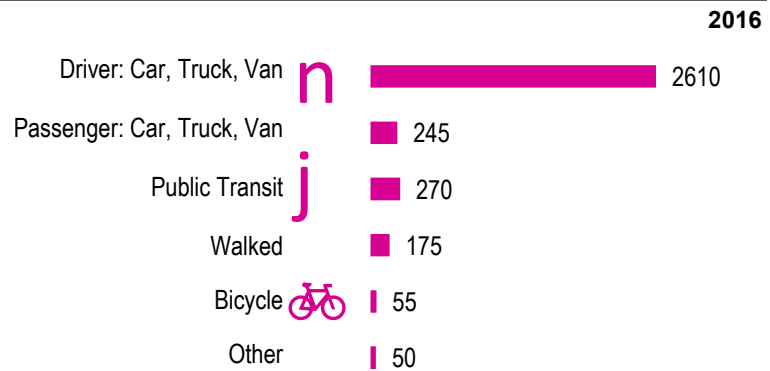
Source: 2016 Census

## Mother Tongue

Top Languages	2016
English	5650
Mandarin	380
German	205
Arabic	170
Ukrainian	140
French	120

Source: 2016 Census

## Mode of Travel to Work



Source: 2016 Census Long Form

## Registered Vehicles

	2020	2021
Total (LV & PV)	5230	6243
Per Person	0.6	0.8
Saskatoon Per Person	0.7	0.8

LV - light vehicles (commercial & private) PV - private passenger vehicle

Source: SGI

## Education Level

	2016
No Certificate/diploma/degree	965
High school certificate or equivalent	1980
Apprentice/trades certificate/diploma	550
College/CEGEP/non-university cert./dipl.	1220
University diploma or degree	2110

Source: 2016 Census Long Form

## Postsecondary Enrolment

	2019	2020	2021
Saskatchewan Polytechnic	147	91	102
University of Saskatchewan	361	369	369

Source: Saskatchewan Polytechnic Administrative Office and University of Saskatchewan Registrar's Office

## Enrolment by School

	2019	2020	2021
P- Saskatoon Public School			
Bishop Pocock School (s)	166	149	145
Wildwood School (p)	232	212	204
S - Greater Saskatoon Catholic Schools			

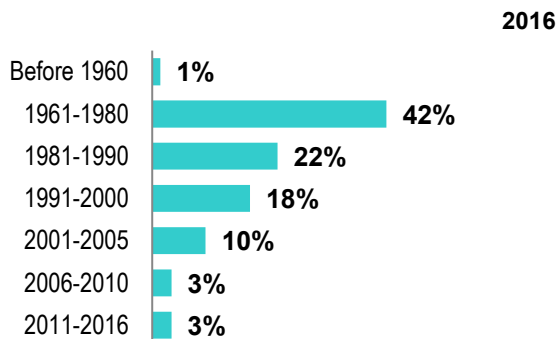
Source: Saskatoon Public School Division & Greater Saskatoon Catholic Schools

## Household Structure

	2016
One-family households	1940
Multiple-family households	75
Non-family households	1750
Total lone-parent families	310
Total households	3760
Household size	2

Source: 2016 Census

## Age of Dwelling



Source: 2016 Census

## Housing Affordability

Median Multiple	2020	2021
Saskatoon	3.98	4.06
Wildwood	2.77	4.67

Note: Median Multiple of 3.0 & under is rated as "affordable"

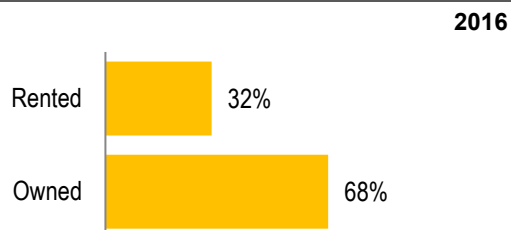
Source: City of Saskatoon, Assessment & Taxation and RBC Economics Research

## Housing Costs

	2016
Average Owner's Major Payments	\$1,052
Average Gross Rent	\$1,197

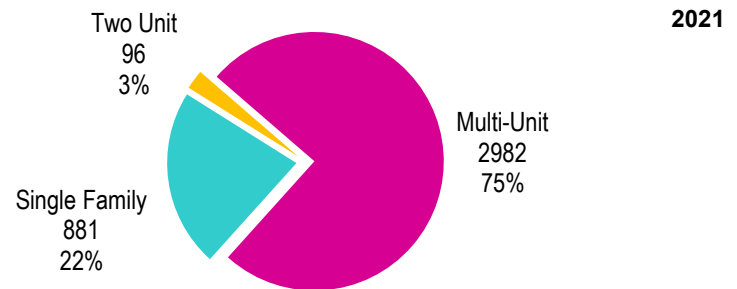
Source: 2016 Census

## Housing by Tenure



Source: 2016 Census

## Dwelling Unit Count



Total Dwellings	3959	
Neighbourhood Area	281.6 hectares	695.9 acres
Dwelling Units per Area	14.1 per hectare	5.7 per acre

Source: City of Saskatoon, Planning & Development

## Real Estate Sales

2021	No. of Sales	Average Price
Condo Townhouse	32	\$ 257,573
High Rise Apt Condo	0	\$ -
Low Rise Apt Condo	100	\$ 191,693
Semi-detached	8	\$ -
Semi-detached - two titles	8	\$ 261,475
Single Family Dwelling	49	\$ 375,988

Source: City of Saskatoon, Assessment & Taxation

## Park Space

2022	Hectares	Acres
Total Park Area	27.7	68.5
Population per Park Area	188.7	76.4

Park Type: N - Neighbourhood D - District MD - Multi-district  
SU- Special Use I - Industrial

Heritage	MD	3.7	9.1
Heritage Green	D	0.7	1.6
Lakewood	D	5.9	14.6
Lakewood	MD	9.1	22.5
Wildwood	N	8.3	20.6

Source: City of Saskatoon, Planning & Development

# WILDWOOD

## Voter Turn-out (%)

Provincial	2007	73%
Federal	2008	55%
Civic	2009	27%
Federal	2011	58%
Provincial	2011	55%
Civic	2012	30%
Federal	2015	76%
Provincial	2016	42%
Civic	2016	33%
Federal	2019	71%
Provincial	2020	55%
Civic	2020	28%

Source: City of Saskatoon, City Clerk's office; Elections Saskatchewan; and Elections Canada

## Licensed Home-Based Businesses

	2020	2021
Saskatoon	5280	5353
Wildwood	114	111

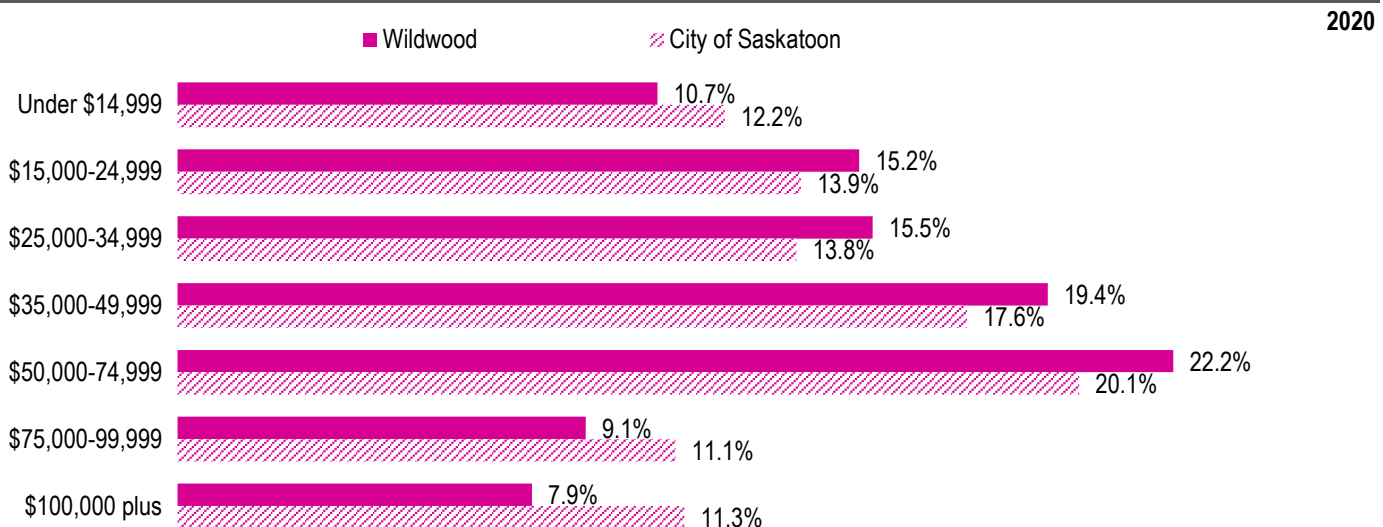
Source: City of Saskatoon, Business License Program

## Labour Force

	2020	
	Wildwood	Saskatoon
Labour Force Participation Rate	57.8%	69.4%
Economic Dependency Ratio	49.3%	26.6%
Median Total Income (personal)	\$41,050	\$43,210
Provincial Index of Median Income (base=100)	98.10	103.20
Canadian Index of Median Income (base=100)	101.00	106.30

Source: Statistics Canada, Income Statistics Division, T1 Family File (T1FF) based on the final tax file, 2020

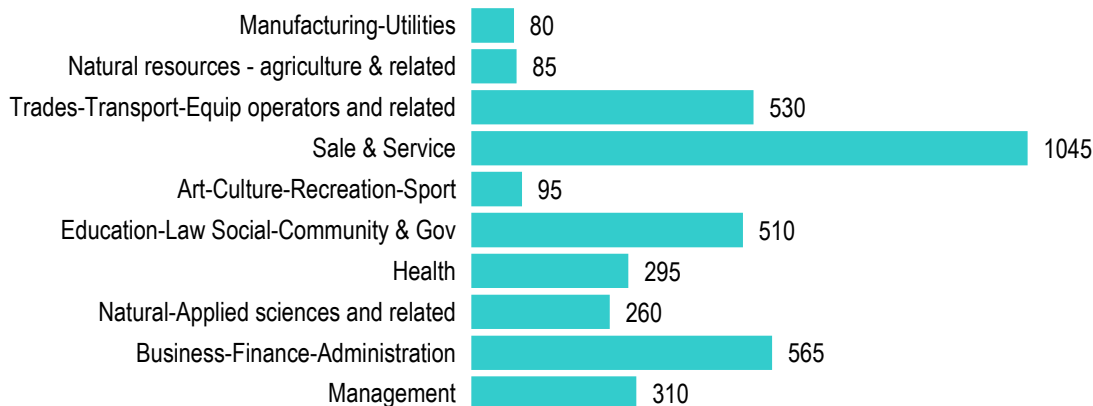
## Personal Income



Source: Statistics Canada, Income Statistics Division, T1 Family File (T1FF) based on the final tax file, 2020

## Major Occupation

2016



Source: 2016 Census