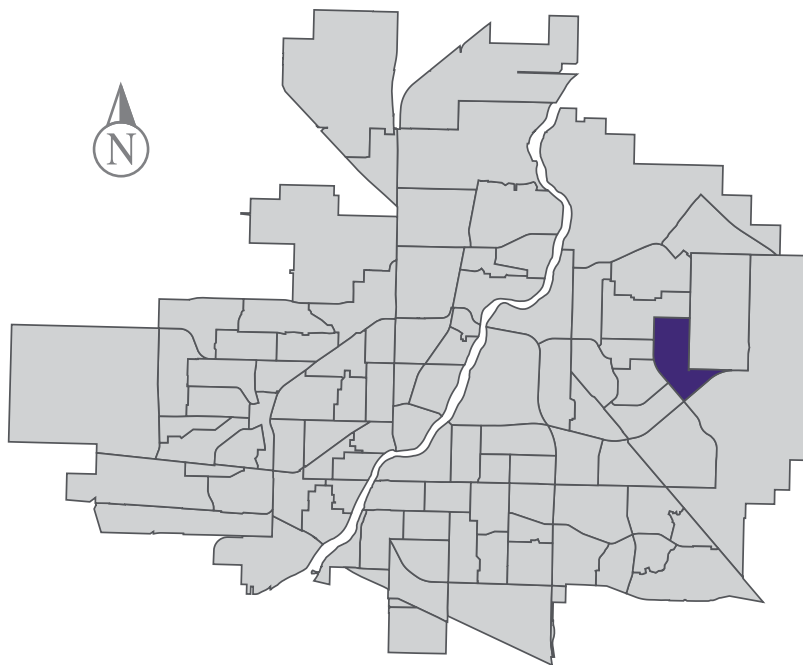


Willowgrove

MUNICIPAL WARD 10



Population
8,756



COMMUNITY QUICK FACTS



88.1%

homeownership



\$419,919

average
sale price



\$51,830

median
personal
income

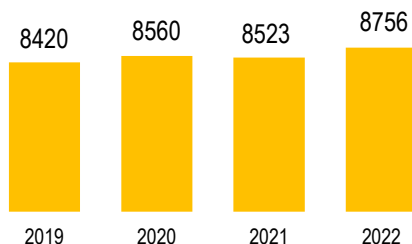


3.0

household
size

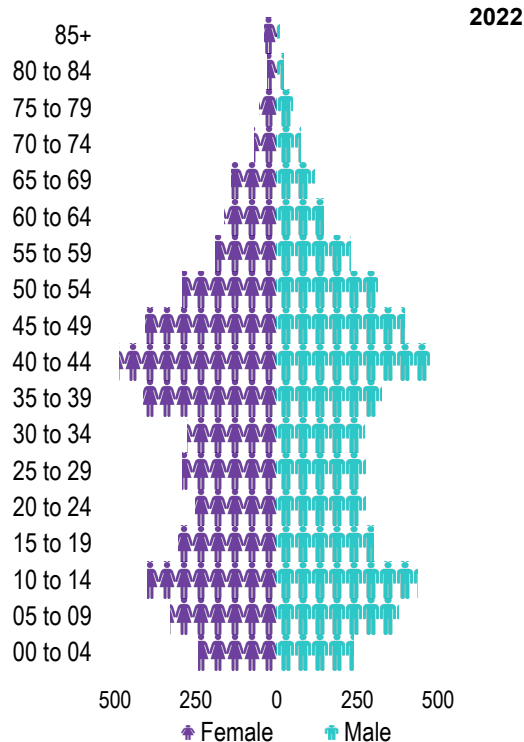
WILLOWGROVE

POPULATION



Source: eHealth Saskatchewan, 2022

Age Group



Source: eHealth Saskatchewan, 2022

Ethnic Diversity

* Higher number indicates greater diversity	2016
Willowgrove	0.85
Saskatoon	0.45

Source: 2016 Census

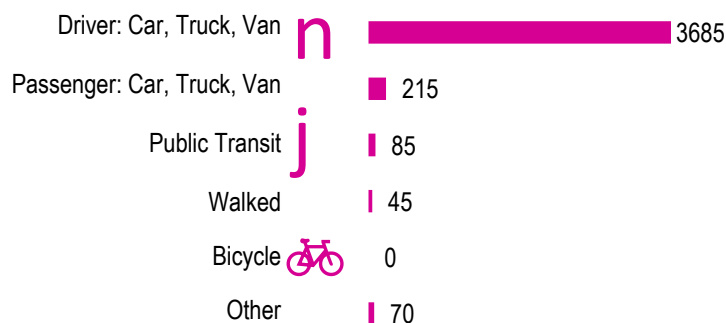
Mother Tongue

Top Languages	2016
English	5965
Mandarin	310
Tagalog (Pilipino, Filipino)	125
Cantonese	115
French	105
Urdu	90
Punjabi (Panjabi)	75

Source: 2016 Census

Mode of Travel to Work

2016



Source: 2016 Census Long Form

Registered Vehicles

	2020	2021
Total (LV & PV)	5351	7092
Per Person	0.6	0.8
Saskatoon Per Person	0.7	0.8

LV - light vehicles (commercial & private) PV - private passenger vehicle

Source: SGI

Education Level

2016

No Certificate/diploma/degree	415
High school certificate or equivalent	1340
Apprentice/trades certificate/diploma	350
College/CEGEP/non-university cert./dipl.	1020
University diploma or degree	2570

Source: 2016 Census Long Form

Postsecondary Enrolment

	2019	2020	2021
Saskatchewan Polytechnic	134	94	86
University of Saskatchewan	352	465	486

Source: Saskatchewan Polytechnic Administrative Office and University of Saskatchewan Registrar's Office

Enrolment by School

P- Saskatoon Public School

S - Greater Saskatoon Catholic Schools

	2019	2020	2021
Holy Family (s)	563	551	531
Willowgrove School (p)	691	684	671

Source: Saskatoon Public School Division & Greater Saskatoon Catholic Schools

Household Structure

	2016
One-family households	1930
Multiple-family households	50
Non-family households	620
Total lone-parent families	210
Total households	2595
Household size	3

Source: 2016 Census

Age of Dwelling

	2016
Before 1960	0%
1961-1980	0%
1981-1990	0%
1991-2000	1%
2001-2005	7%
2006-2010	55%
2011-2016	37%

Source: 2016 Census

Housing Affordability

Median Multiple	2020	2021
Saskatoon	3.98	4.06
Willowgrove	5.19	6.42

Note: Median Multiple of 3.0 & under is rated as "affordable"

Source: City of Saskatoon, Assessment & Taxation and RBC Economics Research

Housing Costs

	2016
Average Owner's Major Payments	\$1,997
Average Gross Rent	\$1,613

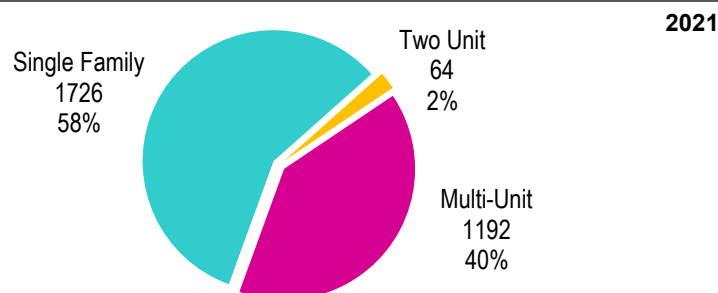
Source: 2016 Census

Housing by Tenure

	2016
Rented	12%
Owned	88%

Source: 2016 Census

Dwelling Unit Count



Total Dwellings	2982	
Neighbourhood Area	220.4 hectares	544.7 acres
Dwelling Units per Area	13.5 per hectare	5.5 per acre

Source: City of Saskatoon, Planning & Development

Real Estate Sales

2021	No. of Sales	Average Price
Condo Townhouse	11	\$ 266,500
High Rise Apt Condo	0	\$ -
Low Rise Apt Condo	50	\$ 194,498
Semi-detached	0	\$ -
Semi-detached - two titles	0	\$ -
Single Family Dwelling	149	\$ 559,067

Source: City of Saskatoon, Assessment & Taxation

Park Space

2022	Hectares	Acres
Total Park Area	19.6	48.3
Population per Park Area	447.8	181.2

Park Type: N - Neighbourhood D - District MD - Multi-district
SU- Special Use I - Industrial

Foster	N	2.3	5.6
Genereux	N	0.3	0.8
John Duerkop	N	1.7	4.2
Kershaw	N	0.3	0.7
Kusch	N	2.7	6.6
Rouillard	N	0.8	1.9
Varley	N	1.4	3.5
Wallace	N	8.8	21.7
William Sarjeant	N	0.9	2.3
Willowgrove Square	SU	0.4	1.0

Source: City of Saskatoon, Planning & Development

WILLOWGROVE

Voter Turn-out (%)

Provincial	2007	73%
Federal	2008	52%
Civic	2009	45%
Federal	2011	56%
Provincial	2011	44%
Civic	2012	34%
Federal	2015	72%
Provincial	2016	35%
Civic	2016	35%
Federal	2019	71%
Provincial	2020	56%
Civic	2020	30%

Source: City of Saskatoon, City Clerk's office; Elections Saskatchewan; and Elections Canada

Licensed Home-Based Businesses

	2020	2021
Saskatoon	5280	5353
Willowgrove	191	199

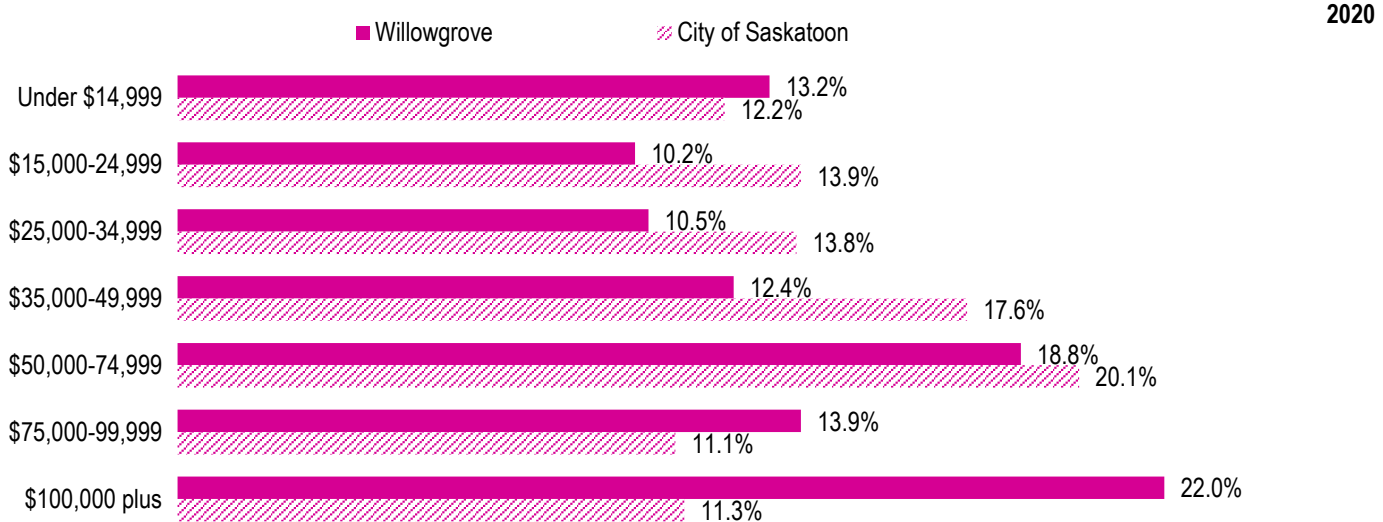
Source: City of Saskatoon, Business License Program

Labour Force

	Willowgrove	Saskatoon
Labour Force Participation Rate	78.3%	69.4%
Economic Dependency Ratio	12.2%	26.6%
Median Total Income (personal)	\$54,670	\$43,210
Provincial Index of Median Income (base=100)	130.60	103.20
Canadian Index of Median Income (base=100)	134.60	106.30

Source: Statistics Canada, Income Statistics Division, T1 Family File (T1FF) based on the final tax file, 2020

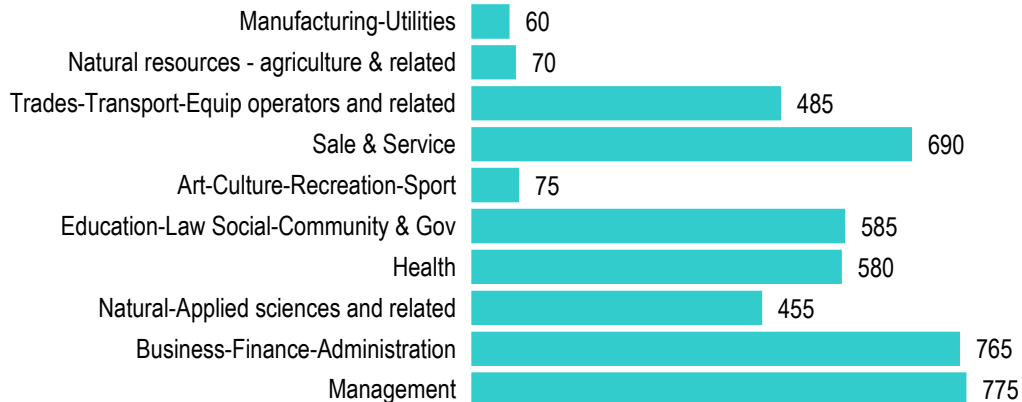
Personal Income



Source: Statistics Canada, Income Statistics Division, T1 Family File (T1FF) based on the final tax file, 2020

Major Occupation

2016



Source: 2016 Census