



Welcome to the online public meeting!

The City has adopted Microsoft Teams as a tool for online engagement. The following is meant to be a quick guide to getting started in Teams if you are not already familiar with the platform.

There are also a number of great training videos available on [the Microsoft Training website](#) if you would like to find out more about all the options and possibilities available with Microsoft Teams.

MICROSOFT LOGIN

Although you may have a Microsoft Login, we recommend that you join the meeting anonymously to help ensure your privacy.

[Joining a Teams meeting \(from calendar invite or engage page link\)](#)

From the Engage page, select Microsoft Teams meeting link. An example of where you would see the link on an Engage page is shown on the following page.

Online Public Meeting - Notice Example

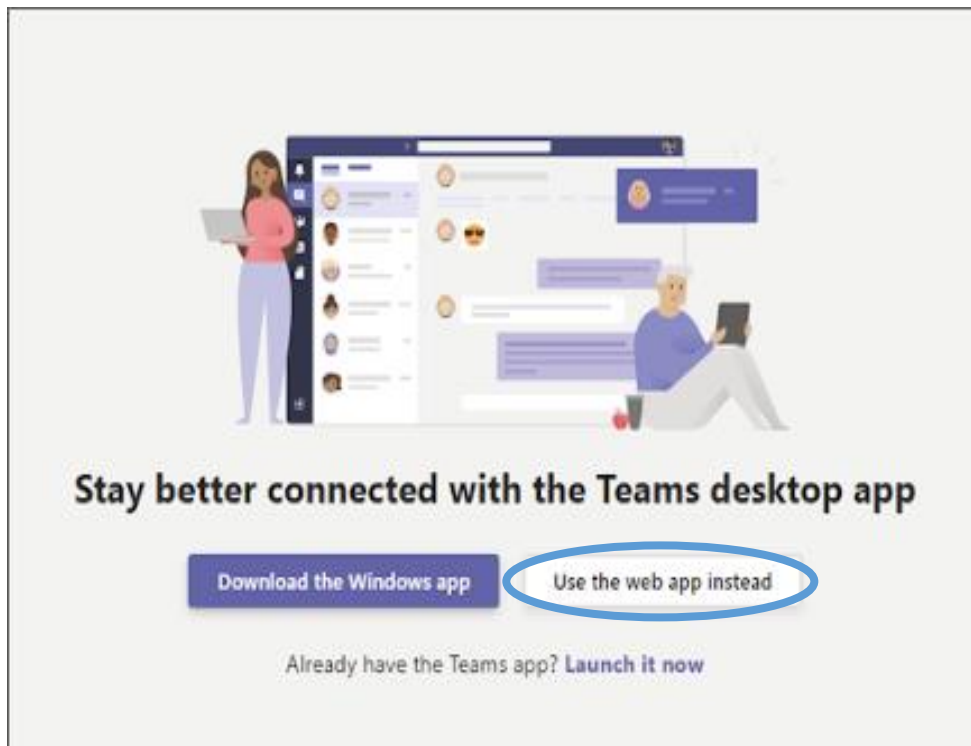
On July 22, 2020, beginning at 7:00 pm, an online meeting will be held for the Evergreen area to engage residents and hear about their transportation concerns. The meeting will take place through a Microsoft Teams live event and will include an opening presentation followed by a question and answer period.

This meeting will be recorded and posted to the City's website. In order to protect your privacy, you are asked to join the event anonymously or by using your initials only.

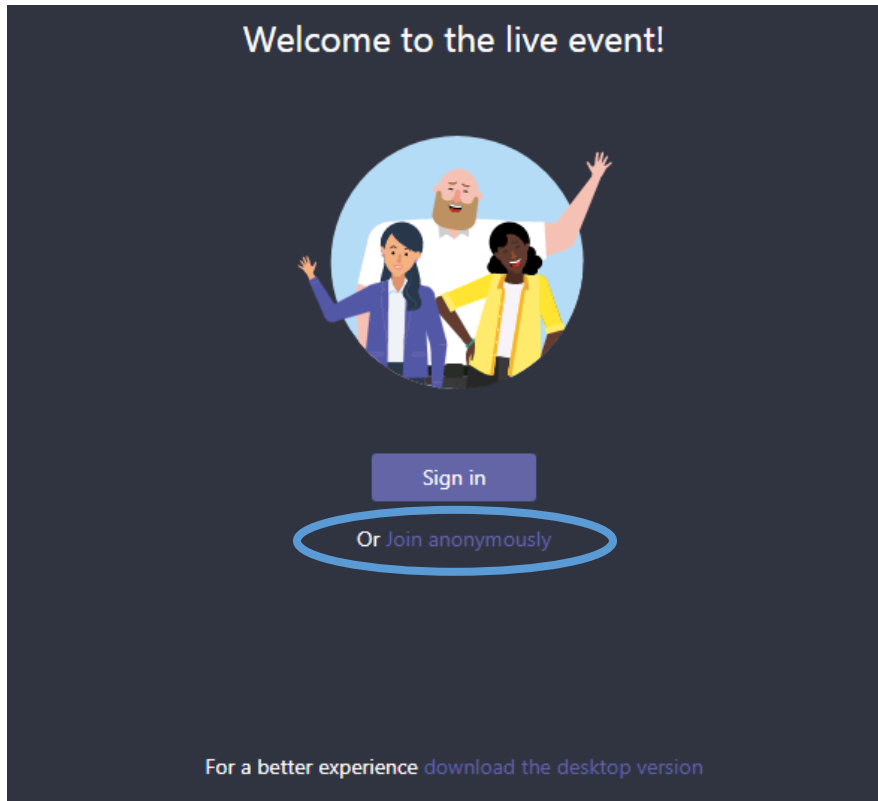
[Microsoft Teams meeting link](#)

Please log in 10 minutes in advance to help ensure the meeting is able to start on time and review the neighbourhood traffic review video series in advance of the meeting. Here is a [calendar invite](#) if you'd like to add this meeting to your calendar.

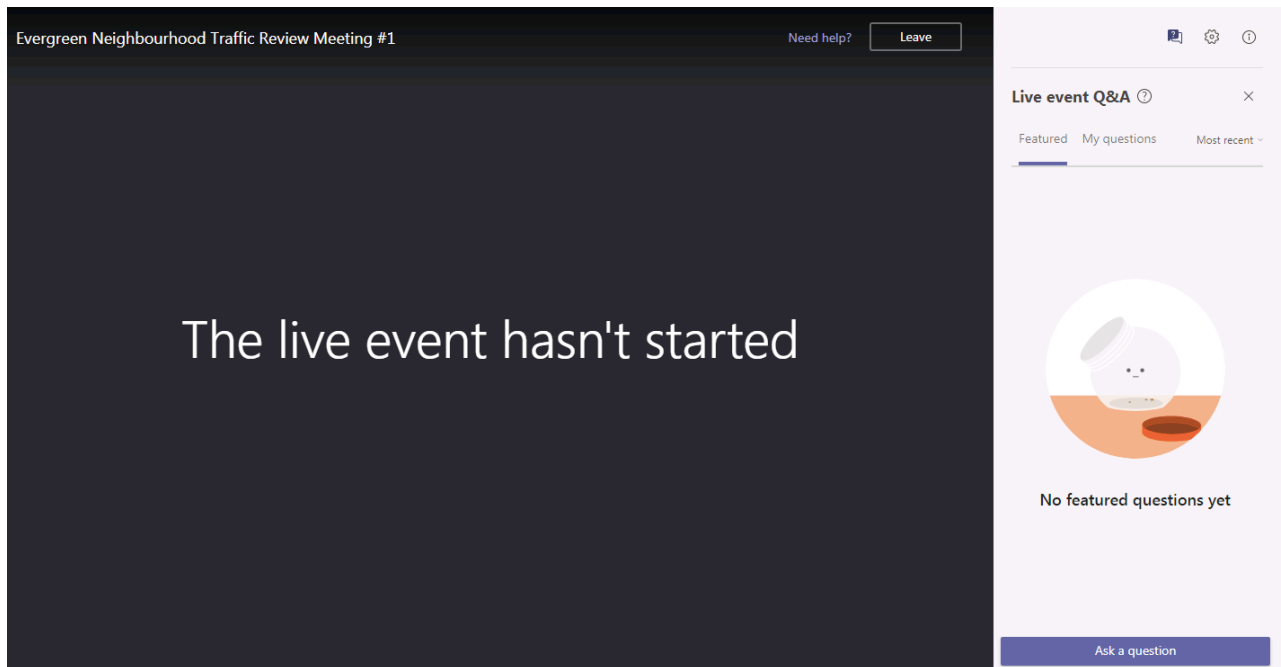
You'll be prompted to download the Teams desktop app or use the web app instead. Click on **use the web app instead**.



You'll be prompted to Sign in or Join anonymously. Click on **Join anonymously**.

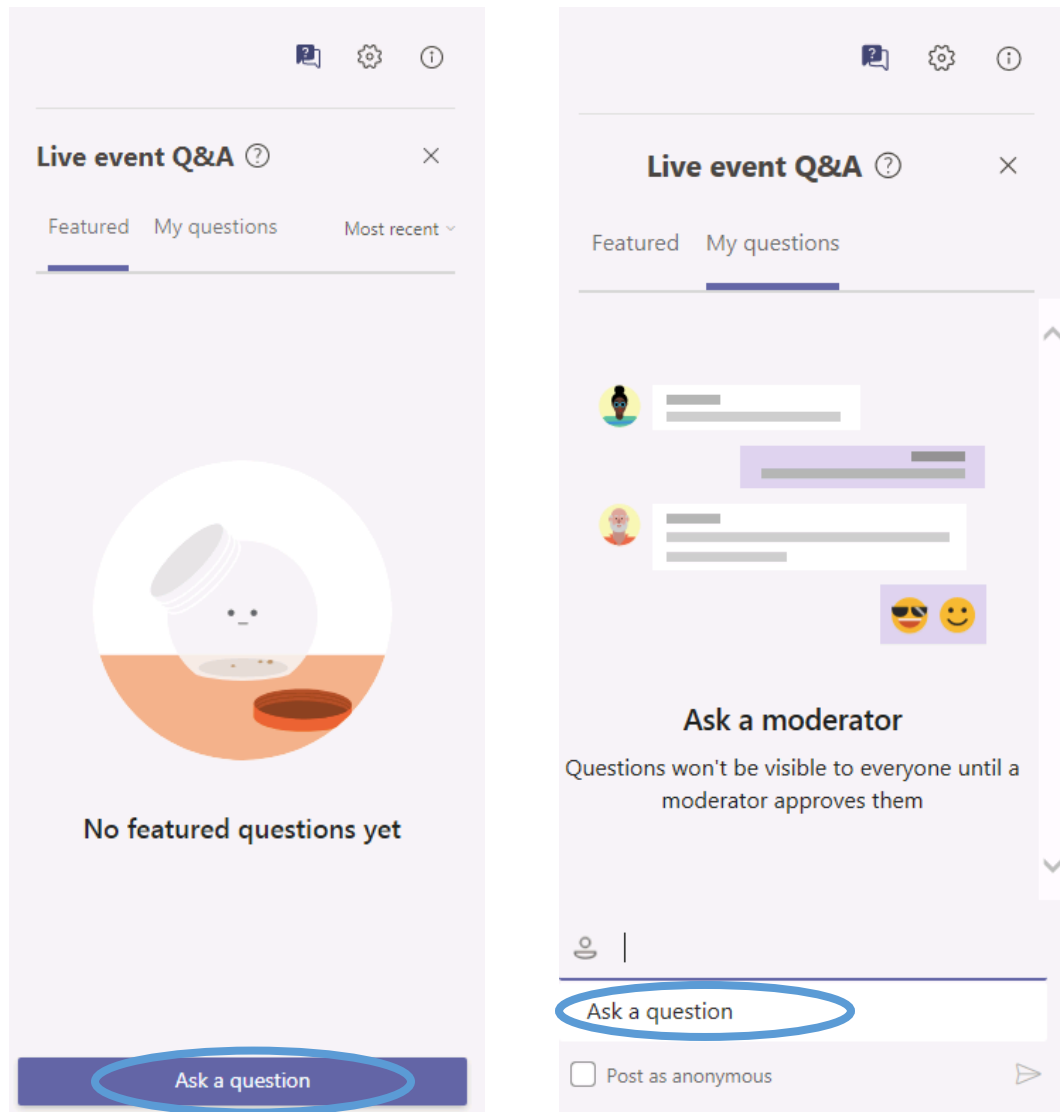


You will see the following screen until the meeting begins.



Once in the meeting

Once you join the meeting you will have the option to submit questions through the Live event Q&A. Questions submitted by all participants will be published in the Featured tab. If you'd like to submit a question or comment, click on **Ask a question**. It will then take you to the My questions tab, where you can type a question into the Ask a question box.



Additional information is available at the [Microsoft Support website](#).

If you run into any problems during the meeting, please submit your comments through one of the other methods (email, phone, letter). A recording of the meeting will be posted on the application's Engage page so you can review the discussion.